



survey title:
AICUO Annual Survey, Fall 2009, Part I: New Transfer Students and Degrees Earned [Edit Title](#)

design survey | **collect responses** | **analyze results**

- [View Summary](#)
- [Browse Responses](#)
- [Filter Responses](#)
- [Crosstab Responses](#)
- [Download Responses](#)
- [Share Responses](#)

current report: [Default Report](#) [Add Report](#)

Response Summary

Active Filter: My New Filter

Total: 47

Filtered: 1

[Edit Filter](#)

[Unapply Filter](#)

[Show this Page Only](#)

Page: Institutional and Contact Information

1. About your institution [Download](#)

		Response Percent	Response Count
Show replies	Your institution <input type="text"/>	100.0%	1
Show replies	Your name <input type="text"/>	100.0%	1
Show replies	Your title <input type="text"/>	100.0%	1
Show replies	Your e-mail address <input type="text"/>	100.0%	1
Show replies	Your phone number <input type="text"/>	100.0%	1
	<i>answered question</i>		1
	<i>skipped question</i>		0

[Show this Page Only](#)

Page: Undergraduate Transfer Origination, Fall 2009

1. Entered with 1 year or less credit from:

[Create Chart](#) [Download](#)

		Response Average	Response Total	Response Count
Show replies	A. Ohio 2-Year Public	0.00	0	1
Show replies	B. Ohio 4-Year Public	0.00	0	1

Show replies	C. Ohio 2-Year Independent Nonprofit	0.00	0	1
Show replies	D. Ohio 4-Year Independent Nonprofit	0.00	0	1
Show replies	E. Ohio For-Profit Career College	0.00	0	1
Show replies	F. Non-Ohio	3.00	3	1
				answered question
				skipped question
				1
				0

2. ... with more than 1 up to two years: [Create Chart](#) [Download](#)

		Response Average	Response Total	Response Count
Show replies	A. Ohio 2-Year Public	0.00	0	1
Show replies	B. Ohio 4-Year Public	0.00	0	1
Show replies	C. Ohio 2-Year Independent Nonprofit	0.00	0	1
Show replies	D. Ohio 4-Year Independent Nonprofit	0.00	0	1
Show replies	E. Ohio For-Profit Career College	0.00	0	1
Show replies	F. Non-Ohio	0.00	0	1
				answered question
				skipped question
				1
				0

3. ... with more than 2 years of credit: [Create Chart](#) [Download](#)







		Response Average	Response Total	Response Count
Show replies	A. Ohio 2-Year Public	0.00	0	1
Show replies	B. Ohio 4-Year Public	0.00	0	1
Show replies	C. Ohio 2-Year Independent Nonprofit	0.00	0	1
Show replies	D. Ohio 4-Year Independent Nonprofit	0.00	0	1
Show replies	E. Ohio For-Profit Career College	0.00	0	1
Show replies	F. Non-Ohio	0.00	0	1
				answered question
				skipped question
				1
				0

Page: Bachelor's Degrees Earned by Transfers In, 2008-09

1. 1-15 semester or 1-22 quarter credits

[Create Chart](#)







[Download](#)

		Response Average	Response Total	Response Count
 Show replies	A. Ohio 2-Year Public	0.00	0	1
 Show replies	B. Ohio 4-Year Public	0.00	0	1
 Show replies	C. Ohio 2-Year Independent Nonprofit	0.00	0	1
 Show replies	D. Ohio 4-Year Independent Nonprofit	0.00	0	1
 Show replies	E. Ohio For-Profit Career College	0.00	0	1
 Show replies	F. Non-Ohio	0.00	0	1
				<i>answered question</i>
				<i>skipped question</i>
				1
				0

2. 16-30 semester hours or 23-45 quarter hours

[Create Chart](#)



[Download](#)

		Response Average	Response Total	Response Count
 Show replies	A. Ohio 2-Year Public	0.00	0	1
 Show replies	B. Ohio 4-Year Public	1.00	1	1
 Show replies	C. Ohio 2-Year Independent Nonprofit	0.00	0	1
 Show replies	D. Ohio 4-Year Independent Nonprofit	0.00	0	1
 Show replies	E. Ohio For-Profit Career College	0.00	0	1
 Show replies	F. Non-Ohio	2.00	2	1
				<i>answered question</i>
				<i>skipped question</i>
				1
				0

3. 31-60 semester or 46-90 quarter credits

[Create Chart](#)

[Download](#)

		Response Average	Response Total	Response Count
 Show replies	A. Ohio 2-Year Public	0.00	0	1
 Show replies	B. Ohio 4-Year	0.00	0	1

	Public	0.00	0	1
Show replies	C. Ohio 2-Year Independent Nonprofit	0.00	0	1
Show replies	D. Ohio 4-Year Independent Nonprofit	0.00	0	1
Show replies	E. Ohio For-Profit Career College	0.00	0	1
Show replies	F. Non-Ohio	8.00	8	1
				answered question
				skipped question

4. More than 60 semester or 90 quarter credits		Create Chart	Download	
		Response Average	Response Total	Response Count
Show replies	A. Ohio 2-Year Public	0.00	0	1
Show replies	B. Ohio 4-Year Public	0.00	0	1
Show replies	C. Ohio 2-Year Independent Nonprofit	0.00	0	1
Show replies	D. Ohio 4-Year Independent Nonprofit	0.00	0	1
Show replies	E. Ohio For-Profit Career College	0.00	0	1
Show replies	F. Non-Ohio	0.00	0	1
				answered question
				skipped question



Site Links

- Home
- About Us
- Contact Us
- We're Hiring

Help

- Help Center
- Tutorials
- FAQs
- Contact Support

Policies

- Terms of Use
- Privacy Policy
- Anti-Spam Policy
- Email Opt Out / Opt In

Use Cases

- Customer Satisfaction
- Performance Review
- Employee Satisfaction
- Market Research

Languages

- English ▼



survey title:
AICUO Annual Survey, Fall 2009, Part II: FTE and Student-to-Faculty Ratio [Edit Title](#)

[design survey](#) | [collect responses](#) | [analyze results](#)

- [View Summary](#)
- [Browse Responses](#)
- [Filter Responses](#)
- [Crosstab Responses](#)
- [Download Responses](#)
- [Share Responses](#)

current report: [Default Report](#) [Add Report](#)

Response Summary

Active Filter: My New Filter

Total: 49 [Edit Filter](#)

Filtered: 1 [Unapply Filter](#)

[Show this Page Only](#)

Page: Institutional and Contact Information

1. About your institution [Download](#)

		Response Percent	Response Count
Show replies	Your institution <input type="text"/>	100.0%	1
Show replies	Your name <input type="text"/>	100.0%	1
Show replies	Your title <input type="text"/>	100.0%	1
Show replies	Your e-mail address <input type="text"/>	100.0%	1
Show replies	Your phone number <input type="text"/>	100.0%	1
<i>answered question</i>			1
<i>skipped question</i>			0

[Show this Page Only](#)

Page: Full-Time Enrollment, Fall 2009

1. Total Full-Time Equivalent Enrollment, Fall 2009 [Create Chart](#) [Download](#)

		Response Average	Response Total	Response Count
Show replies	A. Undergraduate	1,623.00	1,623	1
Show replies	B. Graduate	0.00	0	1
Show replies	C. Professional	0.00	0	1
<i>answered question</i>				1

skipped question 0


Show this Page Only

Page: Student-to-Faculty Ratio, Fall 2009

1. Student-to-Faculty Ratio, Fall 2009

[Create Chart](#)

[Download](#)

	Response Average	Response Total	Response Count
 Show replies A. Undergraduate	10.00	10	1
B. Graduate	0.00	0	0
C. Professional	0.00	0	0
	<i>answered question</i>		1
	<i>skipped question</i>		0



Site Links

- Home
- About Us
- Contact Us
- We're Hiring

Help

- Help Center
- Tutorials
- FAQs
- Contact Support

Policies

- Terms of Use
- Privacy Policy
- Anti-Spam Policy
- Email Opt Out / Opt In

Use Cases

- Customer Satisfaction
- Performance Review
- Employee Satisfaction
- Market Research

Languages

- English ▼



survey title:
AICUO Annual Survey, Fall 2009, Part III: Distance Learning [Edit Title](#)

design survey | **collect responses** | **analyze results**

- [View Summary](#)
- [Browse Responses](#)
- [Filter Responses](#)
- [Crosstab Responses](#)
- [Download Responses](#)
- [Share Responses](#)

current report: [Default Report](#) [Add Report](#)

Response Summary

Active Filter: My New Filter

Total: 44

[Edit Filter](#)

Filtered: 1

[Unapply Filter](#)

[Show this Page Only](#)

Page: Institutional and Contact Information

1. About your institution [Download](#)

		Response Percent	Response Count
Show replies	Your institution	100.0%	1
Show replies	Your name	100.0%	1
Show replies	Your title	100.0%	1
Show replies	Your e-mail address	100.0%	1
Show replies	Your phone number	100.0%	1
	<i>answered question</i>		1
	<i>skipped question</i>		0

[Show this Page Only](#)

Page: Distance Learning Enrollments, 2008-09

1. Note: We are seeking a total per-section headcount, which assumes there will be some duplication in the enrollment headcount. [Create Chart](#) [Download](#)

	Response Average	Response Total	Response Count
Show replies	A. Number of sections in 2008-09	0.00	0
Show replies	B. Headcount enrollment in all distance learning sections	0.00	0

<i>answered question</i>	1
<i>skipped question</i>	0

2. Please check the box that applies

	Response Percent	Response Count
These figures are just estimates	0.0%	0
These figures are not estimates	0.0%	0
<i>answered question</i>		0
<i>skipped question</i>		1



Site Links

- Home
- About Us
- Contact Us
- We're Hiring

Help

- Help Center
- Tutorials
- FAQs
- Contact Support

Policies

- Terms of Use
- Privacy Policy
- Anti-Spam Policy
- Email Opt Out / Opt In

Use Cases

- Customer Satisfaction
- Performance Review
- Employee Satisfaction
- Market Research

Languages

- English ▼



survey title:
AICUO Annual Survey, Fall 2009, Part IV: Enrollment by Residence [Edit Title](#)

design survey || **collect responses** || **analyze results**

- [View Summary](#)
- [Browse Responses](#)
- [Filter Responses](#)
- [Crosstab Responses](#)
- [Download Responses](#)
- [Share Responses](#)

current report: [Default Report](#)

Response Summary

Active Filter: My New Filter

Total: 42

[Edit Filter](#)

Filtered: 1

[Unapply Filter](#)

[Show this Page Only](#)

Page: Institutional and Contact Information

1. About your institution [Download](#)

		Response Percent	Response Count
Show replies	Your institution <input type="text"/>	100.0%	1
Show replies	Your name <input type="text"/>	100.0%	1
Show replies	Your title <input type="text"/>	100.0%	1
Show replies	Your e-mail address <input type="text"/>	100.0%	1
Show replies	Your phone number <input type="text"/>	100.0%	1
	<i>answered question</i>		1
	<i>skipped question</i>		0

[Show this Page Only](#)

Page: Enrollment by Residence, Fall 2009

1. A. Ohio residents [Create Chart](#) [Download](#)

	Response Average	Response Total	Response Count
Show replies	1. Full-time, first-time freshmen	71.00	71
Show replies	2. All undergraduates (includes those in 1. above)	270.00	270

Show replies	3. All graduate students	0.00	0	1
Show replies	4. All first professional students	0.00	0	1
				answered question
				skipped question
				1
				0

2. B. Other US		Create Chart	Download	
		Response Average	Response Total	Response Count
Show replies	1. Full-time, first-time freshmen	379.00	379	1
Show replies	2. All undergraduates (includes those in 1. above)	1,282.00	1,282	1
Show replies	3. All graduate students	0.00	0	1
Show replies	4. All first professional students	0.00	0	1
				answered question
				skipped question
				1
				0

3. C. Nonresident alien		Create Chart	Download	
		Response Average	Response Total	Response Count
Show replies	1. Full-time, first-time freshmen	19.00	19	1
Show replies	2. All undergraduates (includes those in 1. above)	66.00	66	1
Show replies	3. All graduate students	0.00	0	1
Show replies	4. All first professional students	0.00	0	1
				answered question
				skipped question
				1
				0

4. D. Unknown		Create Chart	Download	
		Response Average	Response Total	Response Count
Show replies	1. Full-time, first-time freshmen	0.00	0	1
Show replies	2. All undergraduates (includes those in 1. above)	0.00	0	1

Show replies	3. All graduate students	0.00	0	1
Show replies	4. All first professional students	0.00	0	1
		answered question		1
		skipped question		0



Site Links

Home
About Us
Contact Us
We're Hiring

Help

Help Center
Tutorials
FAQs
Contact Support

Policies

Terms of Use
Privacy Policy
Anti-Spam Policy
Email Opt Out / Opt In

Use Cases

Customer Satisfaction
Performance Review
Employee Satisfaction
Market Research

Languages

English ▼

survey title:

**AICUO Annual
Survey, Fall 2009,
Part V: Student
Housing**

current report: **Default Report**

Active Filter: My New Filter

Total: 44

Filtered: 3

Edit Filter

Unapply Filter

Displaying 1 of 3 respondents

Response Type: Normal Response

Collector: New Link (Web Link)

Custom Value: *empty*

IP Address: 138.28.36.236

Response Started: Tuesday, September 22, 2009 11:35:29 AM

Response Modified: Monday, October 26, 2009 10:00:59 AM

1. About your institution

Your institution - Kenyon College

Your name - Ronald K. Griggs

Your title - Vice Pres. for Library & Information Services

Your e-mail address - griggs@kenyon.edu

Your phone number - 740-427-5186

1. A. Men

1. Actual occupancy - 0

2. Designed capacity - 0

2. B. Women

1. Actual occupancy - 55

2. Designed capacity - 55

3. C. Co-ed

1. Actual occupancy - 1543

2. Designed capacity - 1585



Site Links

[Home](#)
[About Us](#)
[Contact Us](#)
[We're Hiring](#)

Help

[Help Center](#)
[Tutorials](#)
[FAQs](#)
[Contact Support](#)

Policies

[Terms of Use](#)
[Privacy Policy](#)
[Anti-Spam Policy](#)
[Email Opt Out / Opt In](#)

Use Cases

[Customer Satisfaction](#)
[Performance Review](#)
[Employee Satisfaction](#)
[Market Research](#)

Languages

[English ▼](#)



survey title:
AICUO Annual Survey, Fall 2009, Part VI: Alumni/ae Residence and
[Definition](#) [Edit Title](#)

[design survey](#) | [collect responses](#) | [analyze results](#)

- [View Summary](#)
- [Browse Responses](#)
- [Filter Responses](#)
- [Crosstab Responses](#)
- [Download Responses](#)
- [Share Responses](#)

current report: [Default Report](#) [Add Report](#)

Response Summary

Active Filter: My New Filter

Total: 52

[Edit Filter](#)

Filtered: 1

[Unapply Filter](#)

[Show this Page Only](#)

Page: Institutional and Contact Information

1. About your institution [Download](#)

		Response Percent	Response Count
Show replies	Your institution <input type="text"/>	100.0%	1
Show replies	Your name <input type="text"/>	100.0%	1
Show replies	Your title <input type="text"/>	100.0%	1
Show replies	Your e-mail address <input type="text"/>	100.0%	1
Show replies	Your phone number <input type="text"/>	100.0%	1
	<i>answered question</i>		1
	<i>skipped question</i>		0

[Show this Page Only](#)

Page: Alumni/ae Residence

1. A. All alumni/ae [Create Chart](#) [Download](#)

		Response Average	Response Total	Response Count
Show replies	1. Class of 2008	427.00	427	1
Show replies	2. Class of 2007	412.00	412	1
Show replies	3. Class of 2006	401.00	401	1
Show replies	4. Class of 2005	374.00	374	1

Show replies	5. Class of 1996	345.00	345	1
Show replies	6. Class of 1991	401.00	401	1
Show replies	7. Class of 1986	306.00	306	1
Show replies	8. Class of 1981	325.00	325	1
Show replies	9. Class of 1976	316.00	316	1
Show replies	10. All living alumni/ae	15,407.00	15,407	1
Show replies	11. All postbaccalaurate alumni/ae	6,920.00	6,920	1
				answered question
				1
				skipped question
				0

2. B. Ohio resident		Create Chart	Download	
		Response Average	Response Total	Response Count
Show replies	1.	53.00	53	1
Show replies	2.	74.00	74	1
Show replies	3.	50.00	50	1
Show replies	4.	54.00	54	1
Show replies	5.	48.00	48	1
Show replies	6.	50.00	50	1
Show replies	7.	49.00	49	1
Show replies	8.	50.00	50	1
Show replies	9.	64.00	64	1
Show replies	10.	2,237.00	2,237	1
Show replies	11.	1,046.00	1,046	1
				answered question
				1
				skipped question
				0

3. C. Unknown		Create Chart	Download	
		Response Average	Response Total	Response Count
Show replies	1.	0.00	0	1
Show replies	2.	0.00	0	1
Show replies	3.	1.00	1	1
Show replies	4.	3.00	3	1
Show replies	5.	0.00	0	1

Show replies	6.	6.00	6	1
Show replies	7.	3.00	3	1
Show replies	8.	7.00	7	1
Show replies	9.	20.00	20	1
Show replies	10.	451.00	451	1
Show replies	11.	76.00	76	1
				answered question
				skipped question

4. D. How does your college or university define an alumnus or alumna? [Create Chart](#) [Download](#)

	Response Percent	Response Count
Must have earned a degree	<input type="text" value="100.0%"/>	1
Must have attended and earned a minimum amount of credit	0.0%	0
Must have attended and earned at least one credit	0.0%	0
Must have attended either for credit or not for credit	0.0%	0
Other (please specify)	0.0%	0
		answered question
		skipped question



Site Links

- Home
- About Us
- Contact Us
- We're Hiring

Help

- Help Center
- Tutorials
- FAQs
- Contact Support

Policies

- Terms of Use
- Privacy Policy
- Anti-Spam Policy
- Email Opt Out / Opt In

Use Cases

- Customer Satisfaction
- Performance Review
- Employee Satisfaction
- Market Research

Languages

- English ▼