

Results from the Class of 2013 One Year Out Survey

Employment

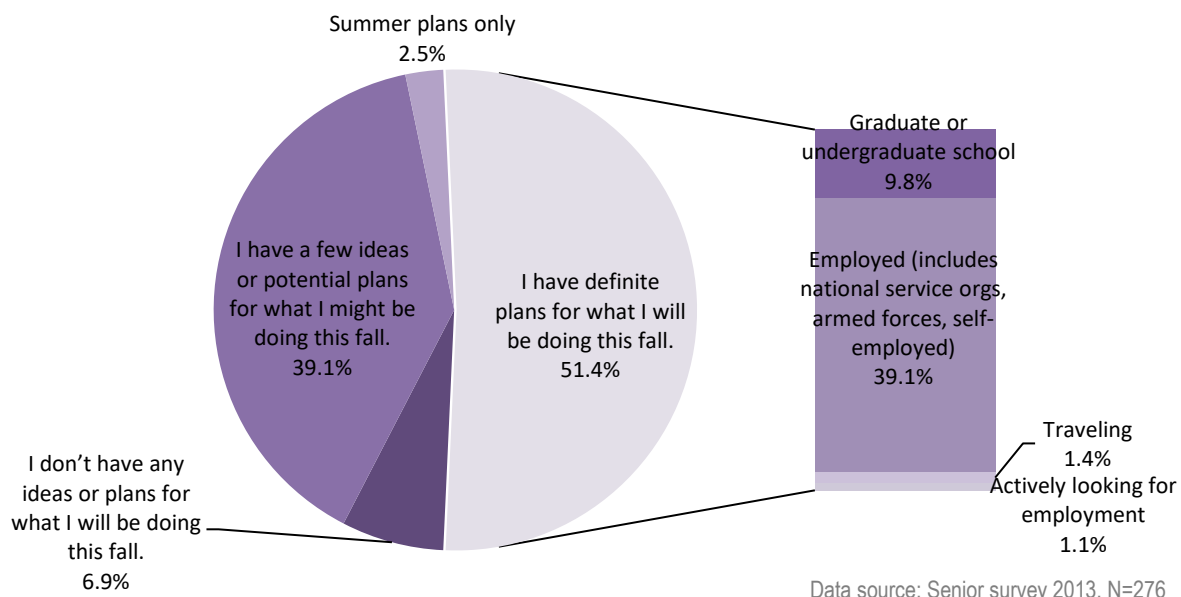
To understand the lives of young alumni, Kenyon has implemented both a Senior Survey and One Year Out Survey that focus on the plans and experiences of Kenyon students immediately after graduation and through the following spring. The Class of 2013 is the second graduating class to receive both surveys and they offer us a glimpse into how our very youngest alumni are progressing and how they view Kenyon and its effect on their lives. The responses indicate that, of those alums who responded to our survey:

- The vast majority of the class is employed, in graduate school, or pursuing other endeavors of their choice like traveling.
- Only 3% indicated that they are looking for employment and several indicated that this was related to their desire to relocate or try another position.
- The majority of respondents felt that Kenyon effectively prepared them for their current pursuits.

Senior Plans of the Class of 2013

Seniors in the Class of 2013 were surveyed from late March through May of 2013 about their plans for the fall after graduation. Of the 405 seniors surveyed, 276 responded for an overall response rate of 68%. Of the 68% of graduating seniors responding to the Senior Survey, 39% had accepted a job and indicated that they would be working in the fall of 2013, 10% would be going directly to graduate or professional school or continuing to take courses in preparation for graduation school, and 3% would be traveling or planned to start looking for work after graduation, and 49% didn't have definite plans or had plans only for the summer.

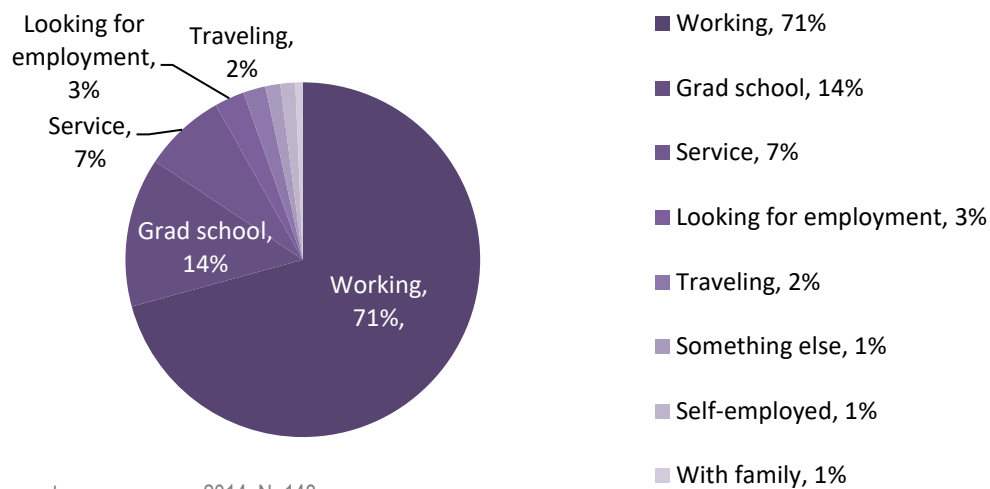
Kenyon Class of 2013 Fall Plans



Status in the Summer of 2014

The Class of 2013 was invited to respond to a “one year out” survey regarding their current pursuits in late June to mid-July 2014.¹ The response rate was 46% (148 of 324 invitees.) Of the 148 who responded, 71% indicated that they were currently employed while 14% were in graduate or professional school. Only 3% indicated that they were currently looking for employment.

Kenyon's Class of 2013 Primary Activity as of Spring 2014



Data source: One year out survey summer 2014. N=148.

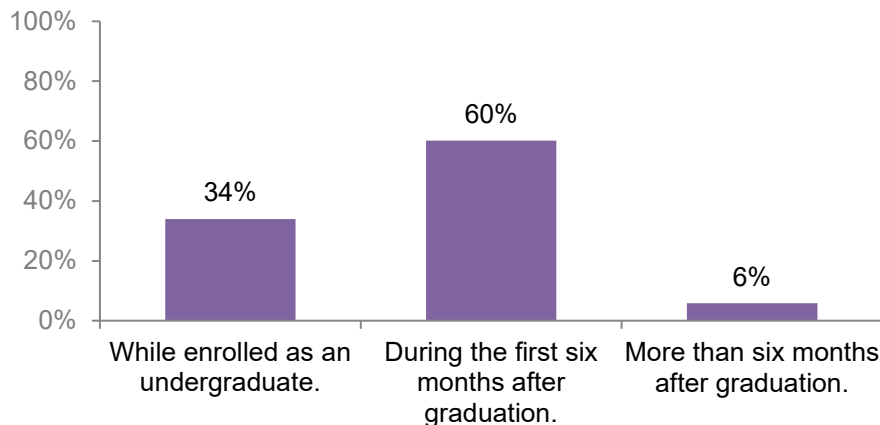
Employment

Of the Class of 2013 respondents who indicated that they were employed, 60% indicated that they found their first job during the first six months after graduating from Kenyon. The 35 respondents who indicated that they were employed at the time of graduation represent about 34% of employed respondents and a smaller but similar figure to the 39% senior respondents who indicated that they had secured employment at graduation in the spring of 2013.

¹ Alums who had been invited to participate in other surveys already this year were excluded from participation, as were those for whom we did not have a valid email address. Alums excluded this year were those graduating with Classics or International Studies majors and minors and alums who had participated in Summer Science in the last 10 years.

Kenyon's Class of 2013

If employed, when did you secure your first paying job?

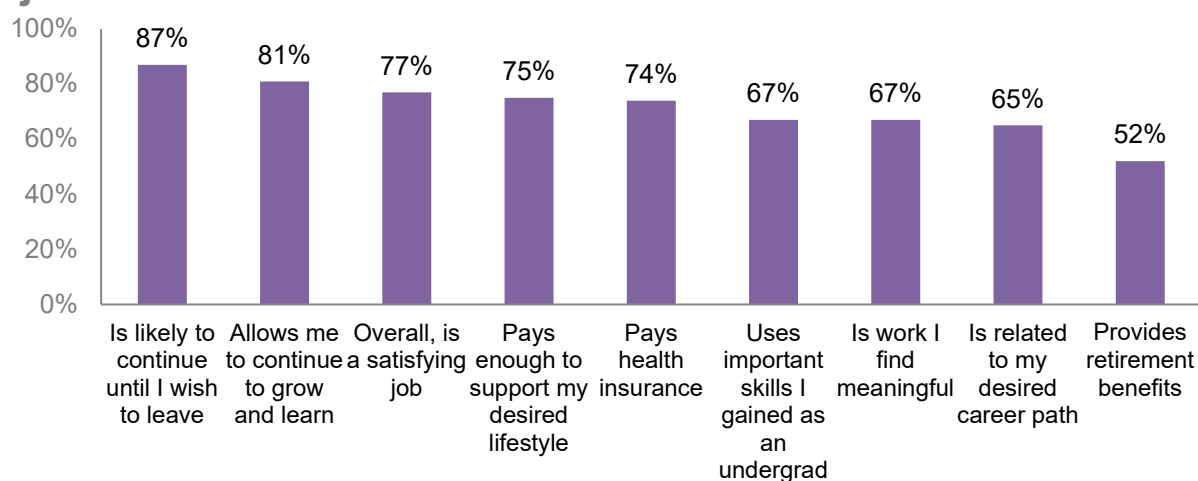


Data source: One year out survey summer 2014. N=103.

In addition to having secured any job, most of the respondents indicated that their positions had values that we associate with a “good” job such as allowing for further growth or being related to a desired career path. While the employed alums seem to have long-term jobs in which they are continuing to learn, only 65% said their job is related to their eventual career path. This is similar to the number reported by the Class of 2012 one year from their graduation.

Kenyon's Class of 2013

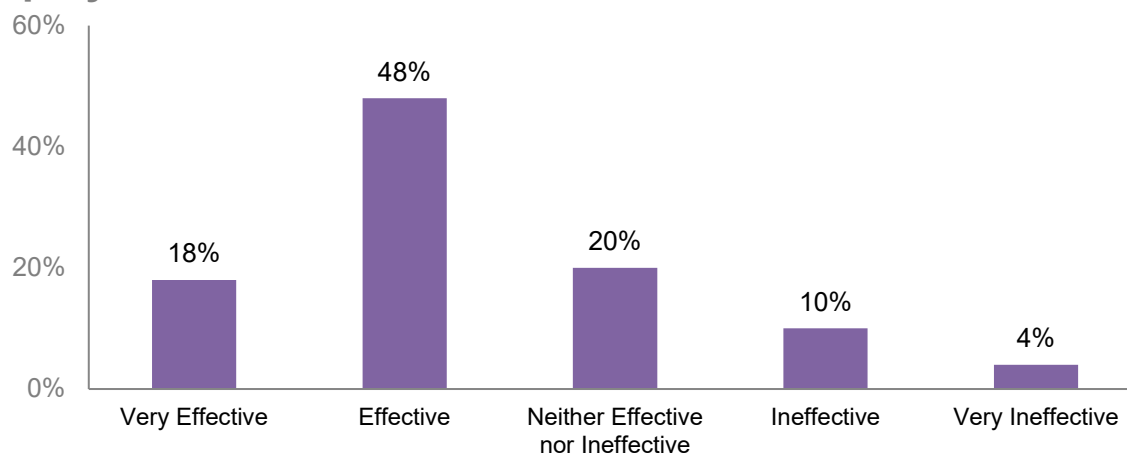
Indicate whether the statements describe your job



Data source: One year out survey summer 2014. N=100.

In addition to questions about job quality, respondents who were employed at the time of the survey were also asked to generally describe how well Kenyon did at preparing them for employment. The majority, 66%, indicated that Kenyon was effective or very effective at preparing them for employment.

Kenyon's Class of 2013 How effective was Kenyon at preparing you for employment?

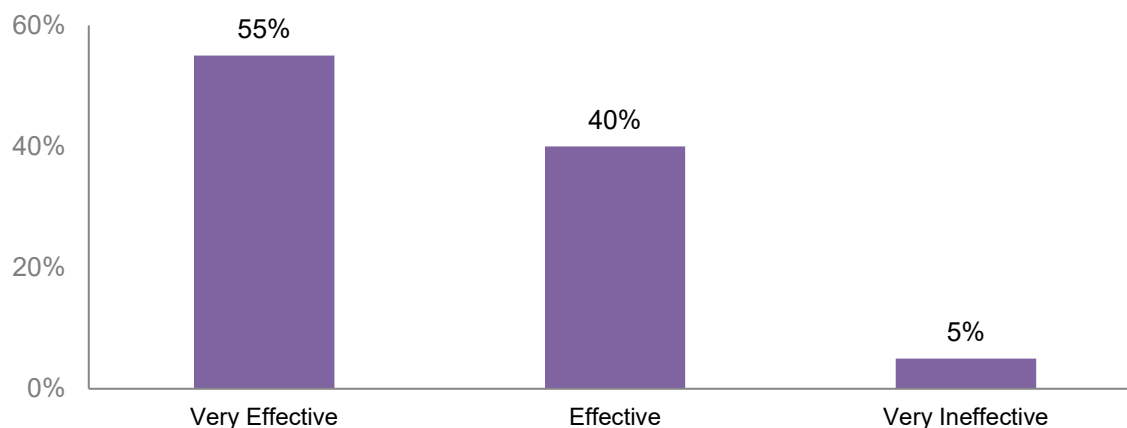


Data source: One year out survey summer 2014. N=100.

Graduate and Professional School

Twenty alums, or 14% of the respondents indicated that graduate school was their primary activity. This figure is slightly higher than the percent of students who had plans for graduate school at the time of the graduation, though the respondent pool for each survey was slightly different. Respondents who indicated that their primary activity was graduate school were asked a similar question as employed respondents about how well Kenyon had prepared them for their current pursuits. Ninety-five percent of

Kenyon's Class of 2013 How effective was Kenyon at preparing you for graduate school?



Data source: One year out survey summer 2014. N=20.

respondents in graduate school said that Kenyon was either effective or very effective at preparing them.

Respondents were asked to elaborate on the extent to which Kenyon prepared them for specific graduate school experiences. These statements closely mirror questions that Kenyon asks alumni during

external departmental review surveys. Perhaps not surprisingly, respondents most frequently indicated that they were very effectively prepared for writing (89%) followed by integrating ideas across the discipline (79%). Collaborating with other students and oral presentation of academic work were the areas in which respondents were least likely to indicate that they felt very effectively prepared, however a strong majority of respondents (65%) still felt they were very effectively prepared for both these experience.

Kenyon's Class of 2013

How effective was Kenyon at preparing you for these common graduate school experiences?



Data source: One year out survey summer 2014. N=19.

Though 14% of respondents are currently enrolled in the graduate or professional school, 60% of respondents indicated that they hope to pursue a master's degree in the future and 18% of respondents hope to pursue a Ph.D. When asked to elaborate on these plans, a small group indicated that they had been admitted and were enrolled to begin graduate school in Fall 2013 but the majority indicated that they were looking to return to school in the next one to three years.

Conclusions

Our responding Class of 2013 alumni indicated that they felt generally prepared for their next stage in life. This sentiment is supported by their success in finding initial employment or placement in graduate school. Alumni who went straight to graduate school indicated that that they felt more effectively prepared by Kenyon than did alumni who were employed. Respondents also indicated that both senior year and the six months following graduation are equally important periods of transition with almost half of the employed respondents gaining their employment in each period. This may have important implications for how seniors and the Kenyon administration view early career transitions.