

## Results from the Class of 2018 One Year Out Survey

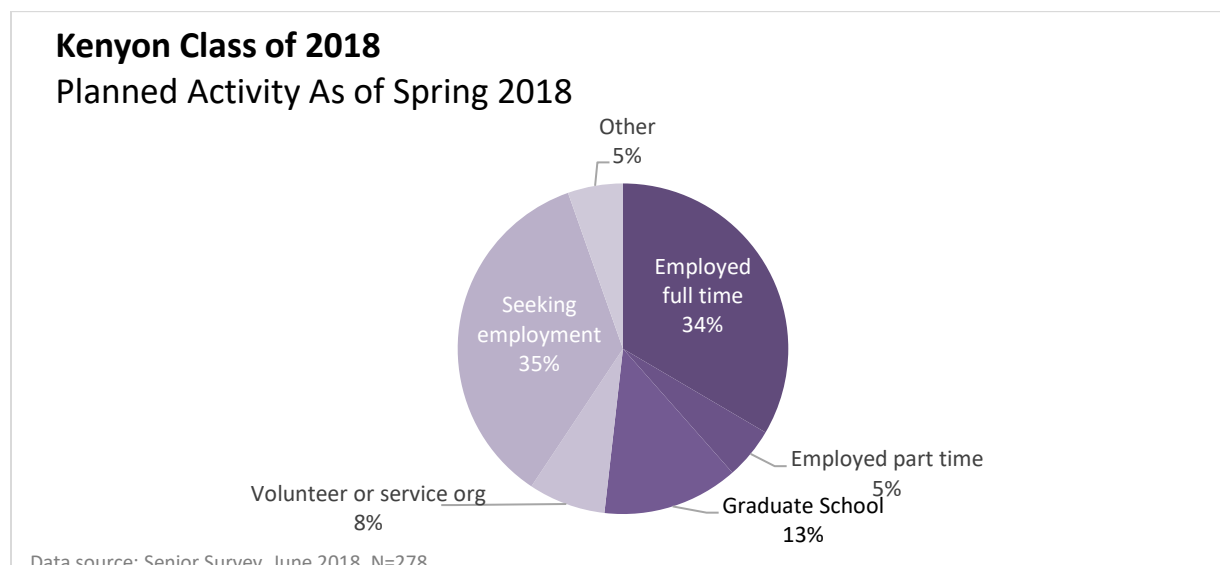
### Overview

To understand the lives of young alumni, Kenyon has implemented both a Senior Survey and One Year Out Survey that focus on the plans and experiences of Kenyon students immediately after graduation and through the following fall. The Class of 2018 is the seventh graduating class to receive both surveys, and they offer us a glimpse into how our very youngest alumni are progressing and how they view Kenyon and its effect on their lives. The responses indicate that, of those alums who responded to our survey:

- The vast majority of the class (95%) is employed, in graduate school, or pursuing other endeavors of their choice such as a public or international/national service (e.g. Peace Corp, Teach for America).
- Only 2% indicated that they are looking for employment.
- The majority of respondents felt that Kenyon effectively prepared them for their current pursuits.

### Senior Plans of the Class of 2018

Seniors in the Class of 2018 were surveyed from mid-April through May of 2018 about their plans for the fall after graduation. Of the 391 seniors surveyed, 278 responded for an overall response rate of 71%. Of the graduating seniors responding to the Senior Survey, 39% indicated that they already found a either a part or full-time position. In addition, 13% planned to attend graduate or professional school.

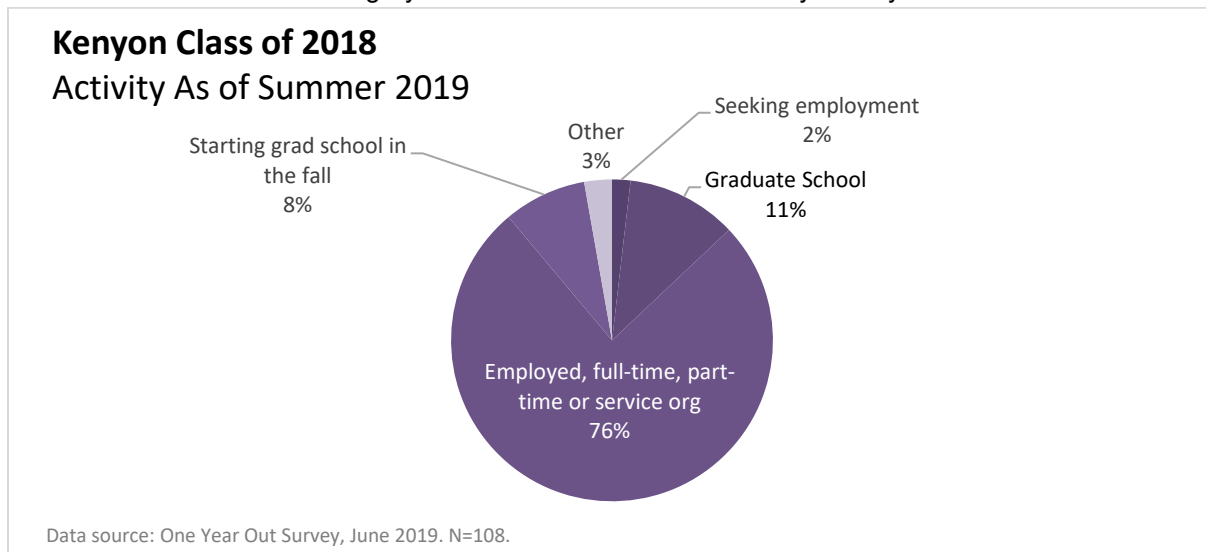


### Status in the summer of 2019

The Class of 2018 was invited to respond to a “one year out” survey regarding their current pursuits in June 2019.<sup>1</sup> The response rate was 30% (108 of 363 invitees). Of the 108 who responded about their primary activity, 76% indicated that they were currently employed or in a service program

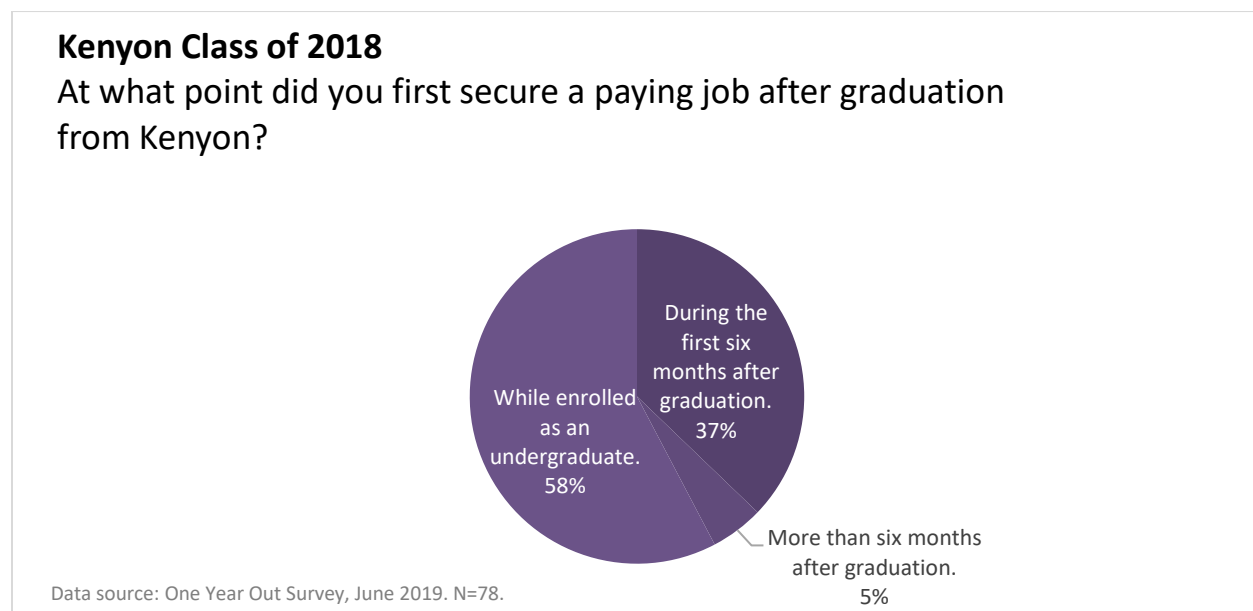
<sup>1</sup> Alums who had been invited to participate in other surveys already this year were excluded from participation, as were those for whom we did not have a valid email address.

while 19% were in graduate or professional school. Only 2% of respondents indicated that they were currently looking for employment. Looking across the six years of historical data from this survey, the percent of students in each category have shown little variation from year to year.



## Employment

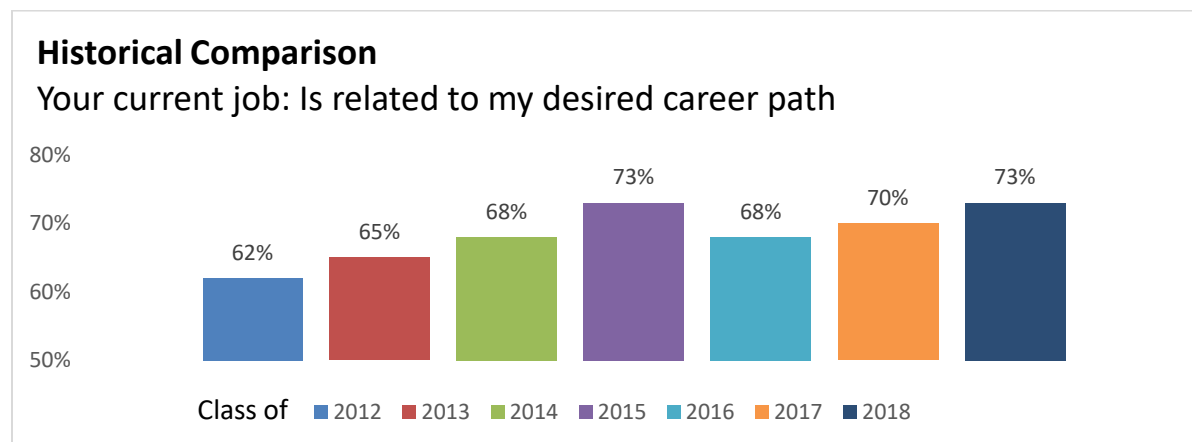
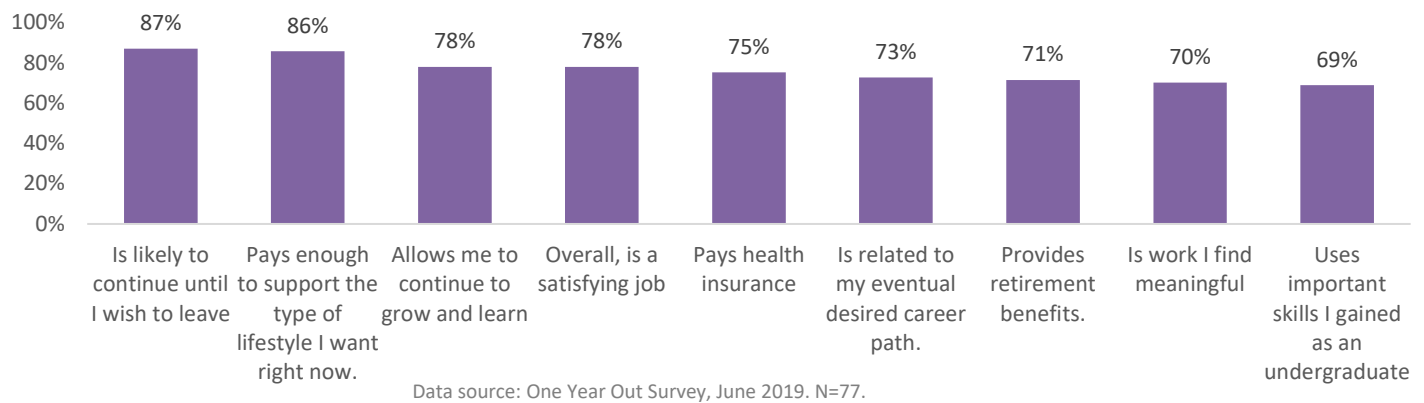
Of the Class of 2018 respondents who indicated that they were employed, 58% indicated that they were employed at the time of graduation. In addition, 37% indicated that they found their first job during the first six months after graduating from Kenyon and 5% indicated that they were employed more than six months after graduating. Compared to historical data, more respondents from the Class of 2018 were employed while enrolled as an undergraduate than respondents in years past.



Most of the respondents indicated that their positions had positive qualities such as allowing for further growth and providing adequate pay and benefits. This year, 73% said their job is related to their eventual career path, continuing a positive trend upward in the percent of respondents whose early jobs are related to their eventual career path each year since 2012.

## Kenyon Class of 2018

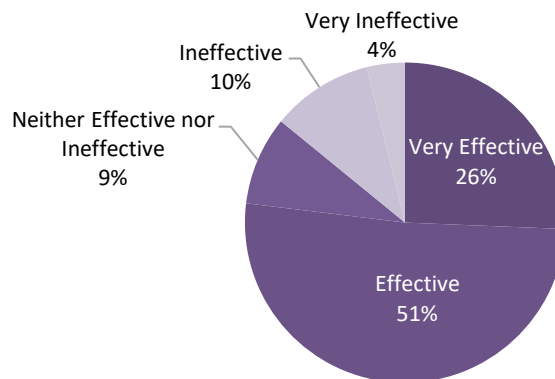
Indicate whether these statements describe your current job



In addition to questions about job quality, respondents who were employed at the time of the survey were also asked to generally describe how well Kenyon did at preparing them for employment. 77% indicated that Kenyon was effective or very effective at preparing them for employment. Looking across the six years of historical data from this survey, the percent of respondents who indicated “effective” or “very effective” has been consistently near 65-75%.

### Kenyon Class of 2018

How effective was Kenyon at preparing you for employment?



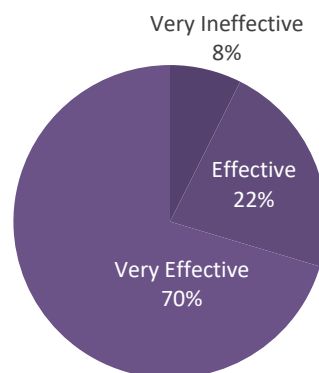
Data source: One Year Out Survey, June 2019. N=78.

### Graduate and Professional School

Of all respondents to the survey, 13% indicated that their primary activity for the year following graduation was graduate school. Respondents who indicated that their primary activity was graduate school were asked a similar question as employed respondents about how well Kenyon had prepared them for their current pursuits. Of those, 92% of respondents in graduate school said that Kenyon was either effective or very effective at preparing them. Looking across the four years of historical data, the percent of respondents who indicated “effective” or “very effective” has been consistently near or above 90%.

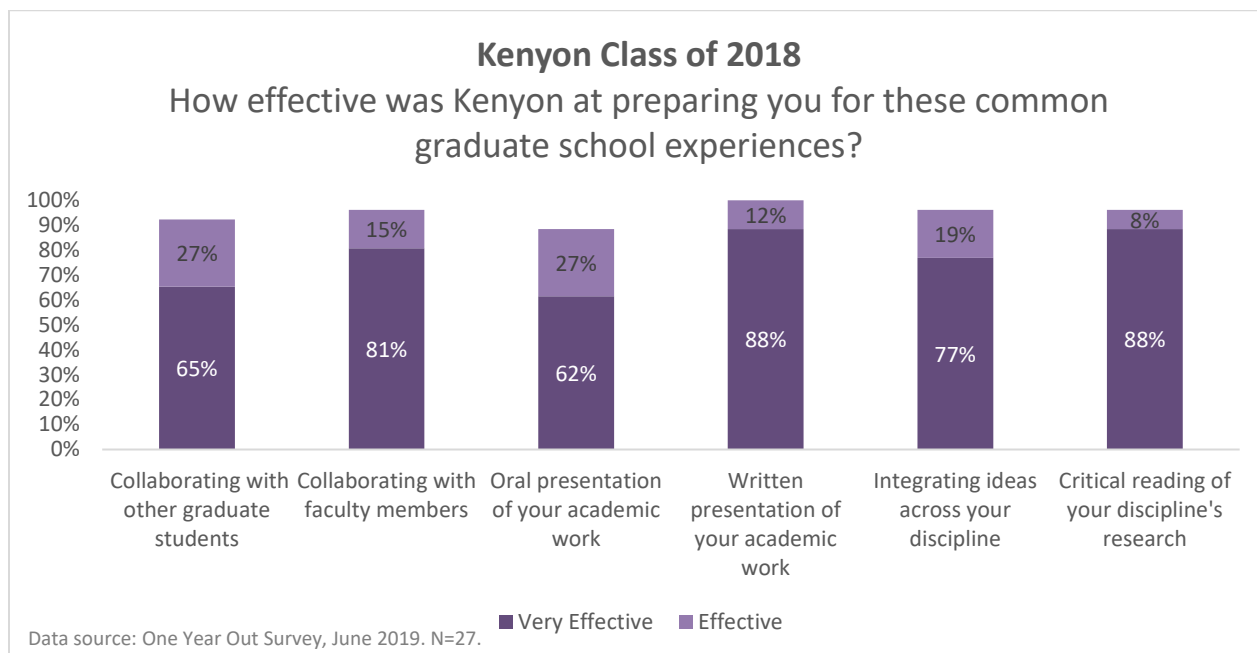
### Kenyon Class of 2018

How effective was Kenyon at preparing you for graduate school?

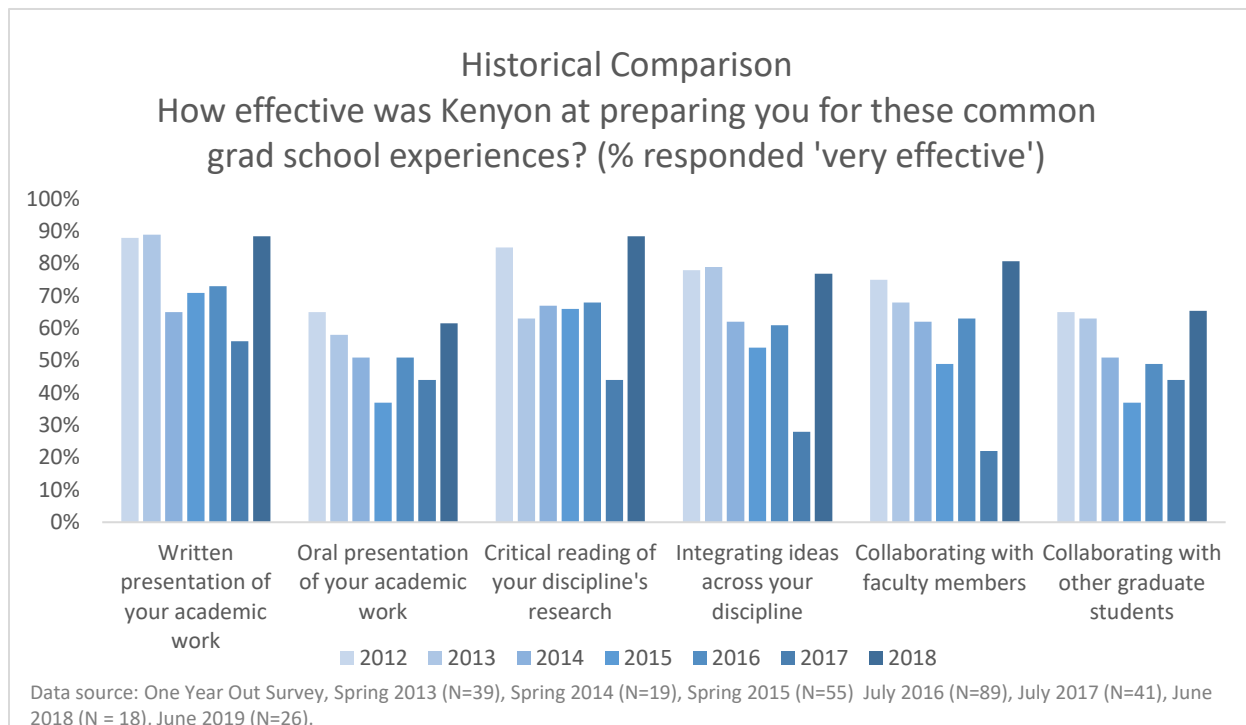


Data source: One Year Out Survey, June 2019. N=27.

Respondents were asked to elaborate on the extent to which Kenyon prepared them for specific graduate school experiences. These statements closely mirror questions that Kenyon asks alumni during external departmental review surveys. This year, 88% of respondents indicated they were very effectively prepared for written presentation of their work and critical reading of intradisciplinary research. Additionally, at least 62% indicated that they were very effectively prepared to collaborate with other graduate students and faculty members, orally present their academic work, and integrate ideas across their discipline.



Historically, we see a positive spike in “Very Effective” responses across most categories. While some variation across years may be attributed to the groups of students included or excluded from the survey each year, the overall trends are still worth considering.



Though only 19% of respondents are currently enrolled in a graduate or professional school, 40% of all respondents indicated that they hope to pursue a master's degree in the future and 19% of respondents hope to pursue a Doctoral degree.

## **Conclusions**

Our responding Class of 2018 alumni indicated that they felt satisfied with their Kenyon education and generally prepared for their next stage in life, with 94% responding "Satisfied" or "Very Satisfied" to the question "Overall, how satisfied have you been with your undergraduate education?" This sentiment is congruent with their success in finding initial employment or placement in graduate school. Only 2% of respondents indicated that they were seeking employment, and 95% of employed alumni found employment within 6 months of graduation. Alumni who went to graduate school (N=27) felt moderately more prepared by Kenyon than did employed alumni (N=78), though 76% of all employed alumni indicated that they felt either effectively or very effectively prepared by Kenyon. These data point to largely positive sentiments regarding Kenyon's effectiveness in preparing students for life post-graduation.