

Results from the Class of 2014 One Year Out Survey

Employment

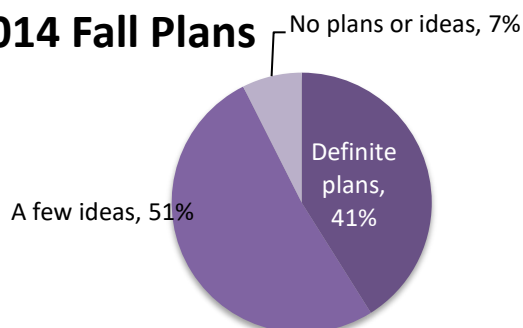
To understand the lives of young alumni, Kenyon has implemented both a Senior Survey and One Year Out Survey that focus on the plans and experiences of Kenyon students immediately after graduation and through the following spring. The Class of 2014 is the third graduating class to receive both surveys and they offer us a glimpse into how our very youngest alumni are progressing and how they view Kenyon and its effect on their lives. The responses indicate that, of those alums who responded to our survey:

- The vast majority of the class is employed, in graduate school, or pursuing other endeavors of their choice like traveling.
- Only 3% indicated that they are looking for employment and several indicated that this was related to their desire to relocate or try another position.
- The majority of respondents felt that Kenyon effectively prepared them for their current pursuits.

Senior Plans of the Class of 2014

Seniors in the Class of 2014 were surveyed from late March through May of 2014 about their plans for the fall after graduation. Of the 427 seniors surveyed, 336 responded for an overall response rate of 79%. Of the 79% of graduating seniors responding to the Senior Survey, 41% had definite plans for the fall of 2014, 51% had a few ideas, and 7% had no plans for what they would be doing. Of the graduating seniors who selected definite plans or a few ideas, 63% planned for employment in the fall of 2014, 14% planned to attend graduate or professional school, 7% intended to doing something else such as the Peace Corp, a Fulbright, travel, etc., 5% planned to be employed and do something else, 3% planned to be employed and attend graduate or professional school, .3% planned to attend graduate or professional school and do something else, and 8% had no plans for what they would be doing.

Kenyon Class of 2014 Fall Plans



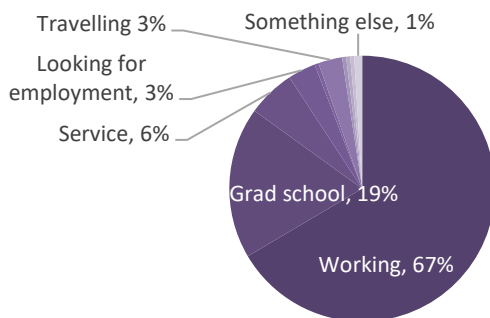
Data source: Senior Survey 2014, n=336

Status in the Summer of 2015

The Class of 2014 was invited to respond to a “one year out” survey regarding their current pursuits in June 2015.¹ The response rate was 50% (196 of 390 invitees.) Of the 196 who responded, 67% indicated that they were currently employed while 19% were in graduate or professional school. Only 3% indicated that they were currently looking for employment.

¹ Alums who had been invited to participate in other surveys already this year were excluded from participation, as were those for whom we did not have a valid email address.

Kenyon Class of 2014 Primary Activity As of Spring 2015



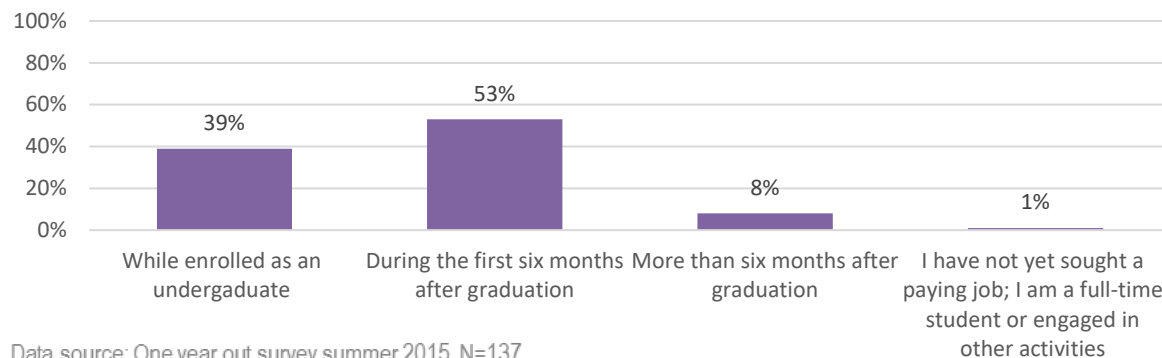
- Working, 67%
- Grad school, 19%
- Service, 6%
- Looking for employment, 3%
- Starting a business or self-employed as artist
- Travelling 3%
- Attending undergraduate school, full or part-time
- With family

Data source: One year out survey summer 2015. N=204..

Employment

Of the Class of 2014 respondents who indicated that they were employed, 53% indicated that they found their first job during the first six months after graduating from Kenyon. The 53 respondents who indicated that they were employed at the time of graduation represent about 39% of employed respondents and 8% indicated that they were employed more than six months after graduating. Only 1% of those selecting employment indicated that they had not been employed.

Kenyon Class of 2014 At what point did you first secure a paying job after graduation from Kenyon?

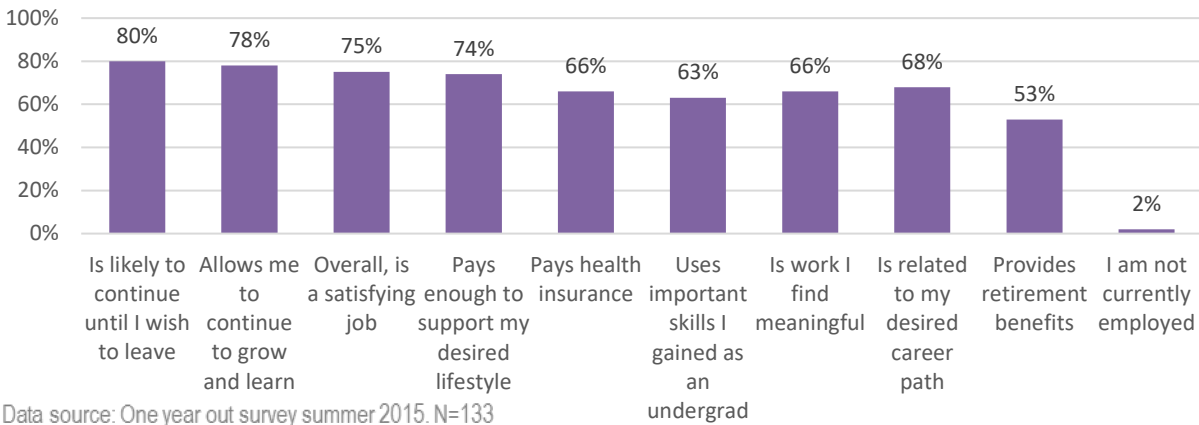


Data source: One year out survey summer 2015. N=137.

In addition to having secured any job, most of the respondents indicated that their positions had values that we associate with a “good” job such as allowing for further growth or being related to a desired career path. While the employed alums seem to have long-term jobs in which they are continuing to learn, only 68% said their job is related to their eventual career path. This is similar to the number reported by the Class of 2013 one year from their graduation.

Kenyon Class of 2014

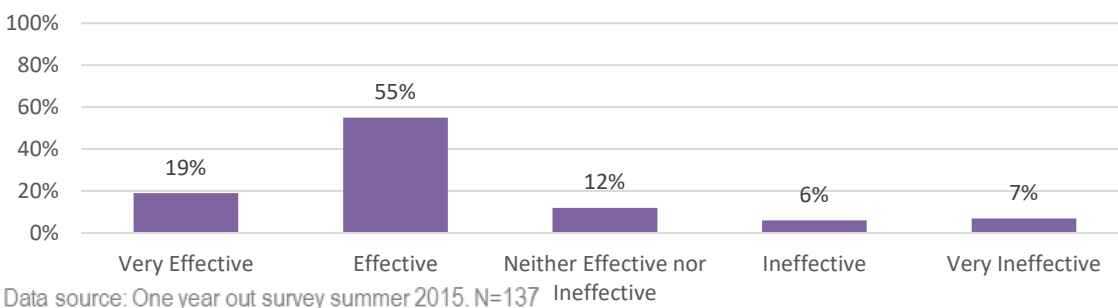
Indicate whether these statements describe your current job



In addition to questions about job quality, respondents who were employed at the time of the survey were also asked to generally describe how well Kenyon did at preparing them for employment. The majority, 74%, indicated that Kenyon was effective or very effective at preparing them for employment.

Kenyon Class of 2014

How effective was Kenyon at preparing you for employment?



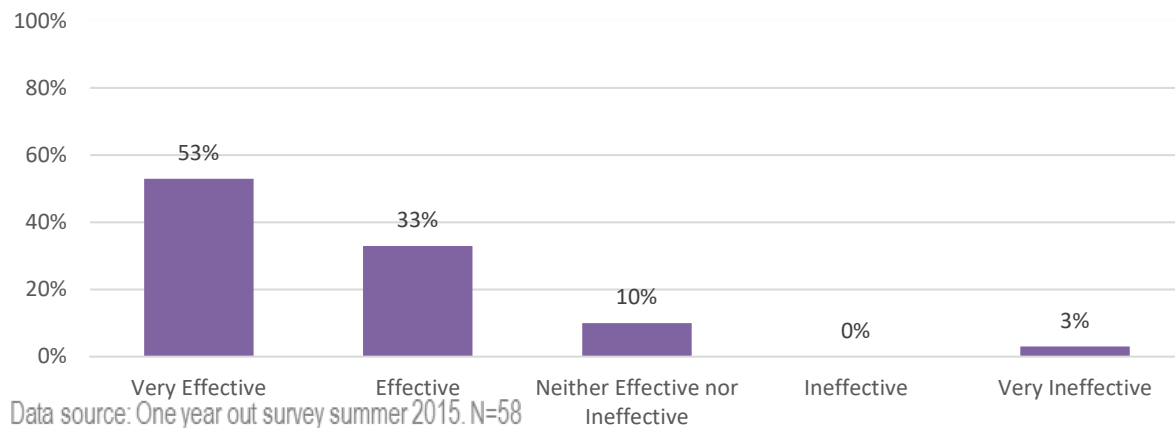
Graduate and Professional School

Thirty-eight alums, or 19% of the respondents indicated that graduate school was their primary activity. This figure is slightly higher than the percent of students who had plans for graduate school at the time of the graduation, though the respondent pool for each survey was slightly different. Respondents who indicated that their primary activity was graduate school were asked a similar question as employed

respondents about how well Kenyon had prepared them for their current pursuits. Of those, 86% of respondents in graduate school said that Kenyon was either effective or very effective at preparing them.

Kenyon Class of 2014

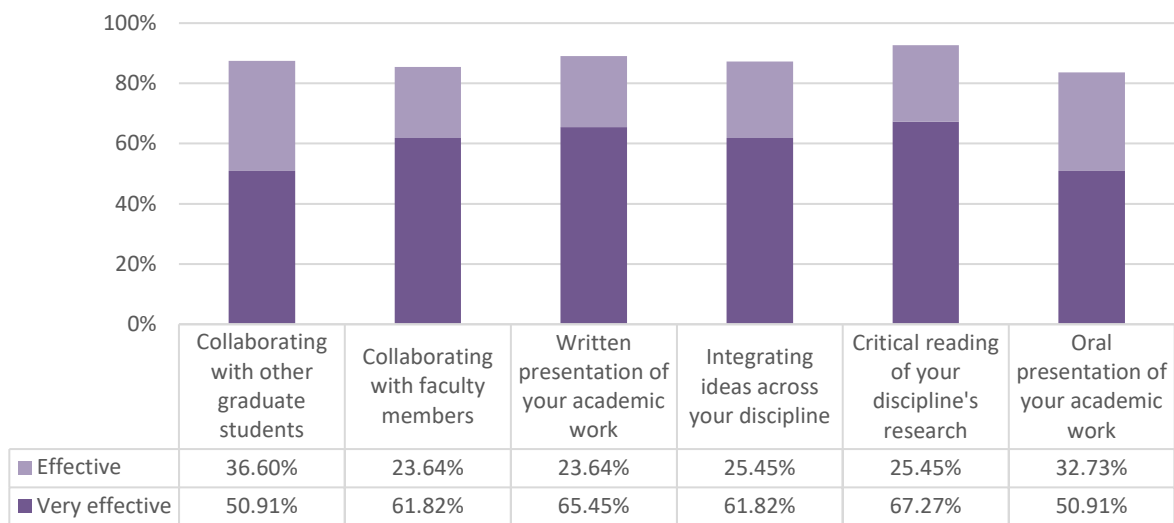
How effective was Kenyon at preparing you for graduate school?



Respondents were asked to elaborate on the extent to which Kenyon prepared them for specific graduate school experiences. These statements closely mirror questions that Kenyon asks alumni during external departmental review surveys. Perhaps not surprisingly, respondents most frequently indicated that they were very effectively prepared for critical reading (67%) followed by writing (65%). Collaborating with other students and oral presentation of academic work were the areas in which respondents were least likely to indicate that they felt very effectively prepared, however around half of respondents (51%) still felt they were very effectively prepared for both these experience.

Kenyon Class of 2014

How effective was Kenyon at preparing you for these common graduate school experiences



Data source: One year out survey summer 2015. N=55.

Very effective Effective

Though 19% of respondents are currently enrolled in the graduate or professional school, 57% of respondents indicated that they hope to pursue a master's degree in the future and 33% of respondents hope to pursue a Ph.D. When asked to elaborate on these plans, the majority indicated that they were looking to return to school in the next one to three years.

Conclusions

Our responding Class of 2014 alumni indicated that they felt generally prepared for their next stage in life. This sentiment is supported by their success in finding initial employment or placement in graduate school. Alumni who went straight to graduate school indicated that they felt more effectively prepared by Kenyon than did alumni who were employed. Respondents also indicated that both senior year and the six months following graduation are equally important periods of transition with almost half of the employed respondents gaining their employment in each period. This may have important implications for how seniors and the Kenyon administration view early career transitions.