

Q1.

**Peterson's Annual Survey of Undergraduate Institutions 2021-2022**

Welcome to the 2022 edition of Peterson's Annual Survey of Undergraduate Institutions! Each year, Peterson's collects information from over 4,000 colleges and universities and we are honored to have you participate!

Peterson's is the country's leading provider of information about colleges and universities. Every year, millions of parents and students seek out resources to help them choose the best school for them. The information you provide in this survey is an invaluable tool for students across the globe. Your participation ensures that prospective students have the most up-to-date and relevant information about your institution.

We have taken great care to make sure that this process is as easy for you as possible. The survey is divided into sections and a table of contents is available to help you navigate. Some questions have additional context available to you through tool-tips and clarifying statements. Just look for these symbols! ? 🗨

Finally, should you have any questions or experience any issues with the survey please reach out to us at [research@petersons.com](mailto:research@petersons.com). A member of our research team will promptly respond and assist you in any way we can.

Thank you again for your participation.

🗨 See [Undergraduate Survey Instructions](#) of more information about the Undergraduate Survey.

Q188. **INSTITUTION INFORMATION**

Q2.

**IN-1: Provide the following information about your institution. [CDS A1]**

Official Name	<input type="text" value="Kenyon College"/>
Main Address	<input type="text" value="106 College Park Drive"/> <input type="text"/>
City	<input type="text" value="Gambier"/>
State	<input type="text" value="OH"/>
Zip Code	<input type="text" value="43022"/>
Country	<input type="text" value="USA"/>
Web Address	<input type="text" value="https://www.kenyon.edu/"/>

Q40. **IN-2: Provide the following contact phone numbers for your institution. [CDS A1]**

	Area Code	Phone Number
Official Phone	<input type="text" value="740"/>	<input type="text" value="427-5000"/>
Toll-free Admissions Phone (in-state)	<input type="text" value="800"/>	<input type="text" value="848-2468"/>
Toll-free Admissions Phone (out-of-state)	<input type="text" value="800"/>	<input type="text" value="848-2468"/>

Q3. **IN-3: Select which category most accurately describes your institution.**

- ☐ Two-Year College
- ☐ Two-Year plus Graduate
- ☒ Four-Year College
- ☐ Five-Year College
- ☐ Comprehensive Institution
- ☐ University (offers two or more doctoral programs)
- ☐ Upper-Level Institution (with graduate programs)
- ☐ Upper-Level Institution (without graduate programs)

Q42. **IN-4: Indicate all of the award levels that are offered by your institution. [CDS A5]**

- ☐ Certificate
- ☒ Bachelor's
- ☐ Doctoral degree-research/scholarship

- ☐ Diploma
 ☐ Post-Bachelor's Certificate
 ☐ Doctoral degree-professional practice
- ☐ Transfer Associate
 ☐ Master's
 ☐ Doctoral degree-other
- ☐ Terminal Associate
 ☐ Post-Master's Certificate

Q168.

This question was not displayed to the respondent.

Q43. IN-5: Select which best describes your undergraduate body. [CDS A3]

- ☐ Men Only
 ☐ Women Only
- ☐ Men Only Undergraduate, Graduate Coed
 ☐ Women Only Undergraduate, Graduate Coed
- ☐ Primarily Men
 ☐ Primarily Women
- ☒ Coeducational

Q186. IN-6: If your institution is part of a larger educational system, provide the name of the system of which you are a part.

If your institution is not part of a larger educational system, but is administratively affiliated with another institution, provide the name of the institution with which you are affiliated.

 Educational system refers to affiliations like a state university system, not a consortia or other voluntary arrangement.

Q44. Educational System Name

Q45. Affiliated Institution Name


Q46. IN-7: Provide the following information about your endowment.

Total endowment market value as of June 30, 2021?

If reporting system endowment, check here.

Q47. IN-8: Indicate the total institutional expenditures, undergraduate and graduate, for the 2021 fiscal year for each of the four categories below.

 Provide the figures in **WHOLE U.S. DOLLARS** only; omit cents.

 Where exact data is not available, give estimates.

Total instructional expenditures for the 2021 fiscal year.

Average instructional expenditures per FTE student for the 2021 fiscal year.

Total research expenditures for the 2021 fiscal year all restricted and unrestricted funds from all sources.

Total library operating expenditures for the 2021 fiscal year.

Q48.

IN-9: Select which best describes your campus setting:

- ☐ Urban
 ☐ Suburban
 ☐ Small Town
 ☒ Rural

Q49. IN-10: If a major metropolitan area (population over 500,000) is easily accessible from your campus, such as within one hour by car, please identify the major metropolitan area:

Columbus

Q50. IN-11: Provide the size of your campus in acres or hectares.

Size of Campus	Acres	Hectares
1000	<input checked="" type="radio"/>	<input type="radio"/>

Q51. IN-12: What is the name of the commercial airport and major highway that are closest to your campus?

Nearest commercial airport:	John Glenn Columbus International
Nearest major highway:	Interstate 71

Q53. IN-13: In what year was your institution founded?

1824

Q61. IN-14: Check the appropriate box to indicate control of your institution and the source of primary support.

Q54. Private Institution

Private (unspecified)	Proprietary	Independent (nonprofit)	Independent-religious
<input type="radio"/>	<input type="radio"/>	<input checked="" type="radio"/>	<input type="radio"/>

Q187. IN-14A: Provide your organization's religious denomination or its religious affiliation.

This question was not displayed to the respondent.

Q56. Religious Denomination

This question was not displayed to the respondent.

Q59. Religious Affiliation

This question was not displayed to the respondent.

Q60. Public Institution

This question was not displayed to the respondent.

Q62. IN-15: Select which of the following best describes your institution's academic calendar. [CDS A4]

<input checked="" type="radio"/> Semesters	<input type="radio"/> 4-1-4
<input type="radio"/> Trimesters	<input type="radio"/> Continuous
<input type="radio"/> Quarters	<input type="radio"/> Other <input type="text"/>

Q64. ENROLLMENT AND PERSISTENCE

Q257. EP-1: Provide numbers of full and part-time, men and women students reported on the 2021 IPEDS Fall Enrollment Survey as of the institution's official fall reporting date or as of October 13, 2021. [CDS B1]

Report students formerly designated as "first professional" in the graduate cells.

Please see [this document](#) for information on counting study abroad students.

	Full-Time	Full-Time	Part-Time	Part-Time
	Men	Women	Men	Women
UNDERGRADUATES				
Degree seeking, first-time freshmen	215	293	0	0
Other first-year, degree-seeking undergraduate students	12	6	0	0
All other degree-seeking undergraduate students	626	716	0	0
All other undergraduates enrolled in credit courses	0	0	2	5
Total Undergraduate Students	853	1015	2	5
GRADUATE				
Total Graduate Students	0	0	0	0
TOTAL ALL STUDENTS	853	1015	2	5

Q191.

Total Undergraduates:	1875
Total All Students:	1875

Q68. Enrollment by Racial/Ethnic Category.

EP-2: Provide numbers of degree-seeking undergraduate students for each of the following categories, as reported on the 2021 IPEDS Fall Enrollment Survey as of the institution's official fall reporting date or as of October 13, 2021. [CDS B2]

Include international students only in the category "Nonresident aliens."

Report as your institution reports to IPEDS: Persons who are Hispanic should be reported only on the Hispanic line, not under any race, and persons who are non-Hispanic multi-racial should be reported only under "Two or more races."

	Number of Degree-Seeking Undergraduates
RACIAL/ETHNIC CATEGORY	
Nonresident aliens	190
Hispanic/Latino	134
Black or African American	58
White, non-Hispanic	1284
American Indian or Alaska Native, non-Hispanic	0
Asian, non-Hispanic	74
Native Hawaiian or other Pacific Islander, non-Hispanic	2
Two or More Races, non-Hispanic	95
Race and/or ethnicity unknown	31
TOTAL	1868

Q181. EP-3: From how many U.S. states and territories do current undergraduates come? ?

49

Q180. EP-4: From how many foreign countries do current undergraduates come?

53

Q179. EP-5: Percent of degree-seeking undergraduates who are from out-of-state (exclude international/nonresident aliens from the numerator and denominator): [CDS F1]

86

Q178. EP-6: Percent of degree-seeking undergraduates age 25 and older [CDS F1]


0


Q177. EP-7: Provide the number of students who enrolled as degree-seeking transfer students in Fall 2021 [CDS D2]

18

Q70.  
**Retention Rate**

EP-8: For the cohort of all full-time bachelor's (or equivalent) degree-seeking undergraduate students who entered your institution as freshmen in Fall 2020 (or the preceding summer term), what percentage was enrolled at your institution as of the date your institution calculates its official enrollment in Fall 2021? [CDS B22]

 Report for the cohort of fall full-time, first-time bachelor's (or equivalent) degree-seeking undergraduate students who entered in fall 2020 (or the preceding summer term).

 The initial cohort may be adjusted for students who departed for the following reasons: death, permanent disability, or service in the armed forces, foreign aid service of the federal government or official church missions. No other adjustments to the initial cohort should be made.

90.5

Q71. **EP-9: Freshman Profile**

Average high school GPA of all degree-seeking first-time, first-year (freshman) students who submitted GPA: [CDS C12]


4.04

Check here if you reported "weighted" average high school GPA above

Percentage of total first-time, first-year (freshmen) students who submitted high school GPA: [CDS C12]

81.5

Q190. EP-9A: Percentage of all enrolled, degree-seeking, first-time, first year (freshmen) students who had high school grade point averages within each of the following ranges. [CDS C11]

 Report information for those students from whom you collected high school GPA information.

 Report GPA on a 4.0 scale

Percent who had GPA of 4.0	56.3
Percent who had GPA between 3.75 and 3.99	19.3
Percent who had GPA between 3.50 and 3.74	11
Percent who had GPA between 3.25 and 3.49	8.8
Percent who had GPA between 3.00 and 3.24	3.1
Percent who had GPA between 2.50 and 2.99	1.5
Percent who had GPA between 2.00 and 2.49	0
Percent who had GPA between 1.00 and 1.99	0
Percent who had GPA below 1.00	0
Total	99.99999999999999

Q72. EP-10: Percentage of all degree-seeking first-time, first-year (freshmen) students who had high school class rank within each of the following ranges [CDS C10]

Report information for those students from whom you collected high school rank information.

Percent in top tenth of high school graduating class	57
Percent in top quarter of high school graduating class	81
Percent in top half of high school graduating class	95
Percent of total first-time, first-year (freshman) students who submitted high school class rank	20

Q73. EP-11: Give the number of degree-seeking first-time, first-year (freshmen) students in each of the following categories:

National Merit Scholars	
Senior class presidents	
Student government officers	
Valedictorians	

Q74. Persistence

EP-12: Number of degrees awarded by your institution from July 1, 2020, to June 30, 2021 [CDS B3].

Certificate/diploma	
Associate degrees	
Bachelor's degrees	329
Postbachelor's certificates	
Master's degrees	
Post-master's certificates	
Doctoral degrees-research/scholarship	
Doctoral degrees-professional practice	
Doctoral degrees-other	

Q76. GRADUATION RATES

Q75. Two-Year Institutions [CDS B12-B21]

EP-13: Please provide data for the 2018 cohort if available. If 2018 cohort data are not available, provide data for the 2017 cohort.

This question was not displayed to the respondent.

Q78. EP-13A: Associate Degree Graduate Career Data

This question was not displayed to the respondent.

Q178. EP-13: Four-Year Institutions [CDS B4-B11]

Please provide data for the Fall 2015 cohort if available. If Fall 2015 cohort data are not available, provide data for the Fall 2014 cohort.

Students who received both a Federal Pell Grant and a subsidized Stafford Loan should be reported in the "Recipients of a Federal Pell Grant" column.

Cohort Year:

2015

Q180.

	Recipients of a Federal Pell Grant	Recipients of a subsidized Stafford Loan who did not receive a Pell Grant	Students who did not receive either a Pell Grant or a subsidized Stafford Loan	Total (sum of the 3 columns to the left)
Initial <b>2015</b> cohort, total of first-time, full-time bachelor's (or equivalent) degree-seeking undergraduate students:	50	119	323	492
Of the initial <b>2015</b> cohort, how many did not persist and did not graduate for the following reasons: death, permanent disability, or service in the armed forces, foreign aid service of the federal government, or official church missions; total allowable exclusions:	0	0	0	0
Final <b>2015</b> cohort, after adjusting for allowable exclusions (Subtract line b form line a):	50	119	323	492
Of the initial cohort, how many completed the program in four years or less (by August 31, 2019):	42	94	268	404
Of the initial cohort, how many completed the program in more than four years but in five years or less (after August 31, 2019 and by August 31, 2020):	1	4	9	14
Of the initial cohort, how many completed the program in more than five years but in six years or less (after August 31, 2020 and by August 31, 2021):	0	2	3	5
Total graduating within six years (sum of lines d, e, and f):	43	100	280	423
Six-year graduation rate for 2015 cohort (line g divided by line c)	86	84.03	86.69	85.98

Q79. **EP-13B: Bachelor's Degree Graduate Career Data**

What percentage of students completing a bachelor's program in the last academic year went directly on to a graduate/professional school?

21

Q80. **Degrees conferred between July 1, 2020 and June 30, 2021**

**EP-14: For each of the following discipline areas, provide the percentage of diploma/certificates, associate, and bachelor's degrees awarded. [CDS J]**

 Reference: IPEDS Completions, Part A


	% Associate	% Bachelor	CIP Category
Agriculture			01
Natural resources and conservation		3	03
Architecture			04
Area, ethnic, and gender studies		1.5	05
Communication/journalism			09
Communication technologies			10
Computer and information sciences			11
Personal and culinary services			12
Education			13
Engineering			14
Engineering technologies			15
Foreign languages, literatures, and linguistics		9.1	16
Family and consumer sciences			19
Law/legal studies			22
English		13.8	23
Liberal arts/general studies			24
Library science			25
Biological/life sciences		11.2	26


Mathematics and statistics		4	27
Military science and military technologies			28 and 29
Interdisciplinary studies		6	30
Parks and recreation			31
Philosophy and religious studies		4.1	38
Theology and religious vocations			39
Physical sciences		4.7	40
Science technologies			41
Psychology		9.4	42
Homeland security, law enforcement, firefighting, and protective services			43
Public administration and social services			44
Social sciences		20.3	45
Construction trades			46
Mechanic and repair technologies			47
Precision production			48
Transportation and materials moving			49
Visual and performing arts		9.1	50
Health professions and related programs			51
Business/marketing			52
History		3.6	54
Other			
TOTAL (should = 100%)	0	99.799999 99999998	

#### Q82. ADMISSION

**AD-1: Provide the number of degree-seeking first-time, first-year (freshmen) students (or entering class for upper-level institutions) who applied, were admitted, and enrolled in Fall 2021. [CDS C1]**

 Include early decision, early action applicants, and students who began studies during the summer in this cohort.

 Applicants include all students who fulfilled the requirements for consideration for admission (including payment or waiver of the application fee, if any) and who have been notified of one of the following actions: Admission, non-admission, placement on a waiting list, or application withdrawn (by applicant or institution).

 Admitted applicants should include wait-listed students who were subsequently offered admission.

#### **APPLICANTS FOR ADMISSION AS DEGREE-SEEKING FIRST-TIME, FIRST-YEAR STUDENTS**

	Men	Women	Total
Total Applied	3416	4185	7601
Total Admitted	1059	1719	2778

#### Q83. **AD-2: Does your institution offer an Early Decision Plan [CDS C21]?**

Yes No n/a

☒ ☐ ☐

#### Q84. **AD-2A: Please provide the numbers of students who applied and were admitted in Fall 2021 as Early Decision applicants:**

Total Applied	407
Total Admitted	252

#### Q85. **AD-3: Does your institution offer an Early Action Plan? [CDS C22]**

Yes No n/a



*This question was not displayed to the respondent.*

Yes No n/a

☐ ☒ ☐

*This question was not displayed to the respondent.*

AD-5: Check the appropriate boxes to indicate which of the following you *require for all*, *recommend*, or *require for some* applicants prior to making admission decisions.

Specify the **number** of letters of recommendation on the blanks provided, and specify the high school and/or college grade point averages in the blanks provided.

	Require for all	Recommend for all	Require for some	(Specify below)
Written essay or personal statement	X			
Transcript of high school record	X			
Interview		X		
Letter(s) of recommendation		2		
Minimum high school GPA (on 4.0 scale)				
Other requirements	X			counselor recommendation

0

**AD-7: Indicate your institution's deadlines for accepting applications and dates for notifying applicants of acceptance or rejection for each applicable category below.**

	Application Closing Date	Application Closing Date	Continuous	Notification Date	Notification Date	Continuous
	MONTH	DAY		MONTH	DAY	
Fall freshman [CDS C14 & C16]	1 ▾	15 ▾	<input type="text"/>	4 ▾	1 ▾	<input type="text"/>
Out-of-State Fall freshmen	▾	▾	<input type="text"/>	▾	▾	<input type="text"/>
Early Decision Plan [CDS C21]	11 ▾	15 ▾	<input type="text"/>	12 ▾	15 ▾	<input type="text"/>
Other Early Decision Plan [CDS C21]	1 ▾	15 ▾	<input type="text"/>	2 ▾	1 ▾	<input type="text"/>
Early Action [CDS C22]	▾	▾	<input type="text"/>	▾	▾	<input type="text"/>

Q93. Admission Policies

AD-8: Indicate your high school completion requirement for entering students: [CDS C3]

- ☒ 1. High school diploma is required and GED is accepted
- ☐ 2. High school diploma is required and GED is not accepted
- ☐ 3. High school diploma or equivalent is not required

Q94. AD-9: If your high school completion requirement is different for a particular program or group of students, indicate which requirement (1, 2, or 3 above) applies and specify the program or group:

This question was not displayed to the respondent.

Q95. AD-10: Choose yes or no for each of the following in accordance with your institution's admissions policies.

	Yes	No	n/a
Early Admission [CDS C19]	<input type="radio"/>	<input checked="" type="radio"/>	<input type="radio"/>
Deferred Admission [CDS C18]	<input checked="" type="radio"/>	<input type="radio"/>	<input type="radio"/>
International Baccalaureate accepted	<input checked="" type="radio"/>	<input type="radio"/>	<input type="radio"/>
Open Admission [CDS C6]	<input type="radio"/>	<input checked="" type="radio"/>	<input type="radio"/>
Preferential Admission	<input type="radio"/>	<input checked="" type="radio"/>	<input type="radio"/>

Q96. AD-11: If your institution has an open admissions policy that applies only to certain programs or student groups, please describe: [CDS C6]

This question was not displayed to the respondent.

Q97. AD-12: If your institution has a preferential admission policy please indicate which group(s) are given preference:

 A preferential admission policy gives first or special consideration to qualified students in certain geographical, religious, or other groups based on institutional support or control.

This question was not displayed to the respondent.

Q98. Entrance Exams

AD-13: Does your institution make use of SAT, ACT, SAT Subject Test, or other standardized test scores in admission decisions for first-time, first-year applicants? (CDS C8A]

- ☒ Yes
- ☐ No
- ☐ N/A

Q99. AD-13A: Place check marks in the appropriate boxes below to reflect your institution's policies for use in admission for Fall 2023: [CDS C8A]

	Require	Recommend	Require for Some	Consider if Submitted	Not Used
SAT Only	<input type="checkbox"/>	<input type="checkbox"/>	<input type="checkbox"/>	<input type="checkbox"/>	<input type="checkbox"/>
ACT Only	<input type="checkbox"/>	<input type="checkbox"/>	<input type="checkbox"/>	<input type="checkbox"/>	<input type="checkbox"/>
SAT or ACT	<input type="checkbox"/>	<input type="checkbox"/>	<input type="checkbox"/>	<input checked="" type="checkbox"/>	<input type="checkbox"/>
SAT and SAT Subject Tests or ACT	<input type="checkbox"/>	<input type="checkbox"/>	<input type="checkbox"/>	<input type="checkbox"/>	<input type="checkbox"/>
SAT Subject Tests	<input type="checkbox"/>	<input type="checkbox"/>	<input type="checkbox"/>	<input type="checkbox"/>	<input checked="" type="checkbox"/>
Other					
<div></div>	<input type="checkbox"/>	<input type="checkbox"/>	<input type="checkbox"/>	<input type="checkbox"/>	<input type="checkbox"/>

Q101. AD-13B: Check here if your institution has an official Test-Optional Admission Policy but makes use of SAT, ACT, SAT Subject Tests, or other standardized test scores in admission decisions for first-time, first-year applicants who choose to submit them.

This question was not displayed to the respondent.

Q102. AD-13C: If your institution will make use of the ACT in admission decisions for first-time, first-year, degree-seeking applicants for **Fall 2023**, please indicate which ONE of the following applies: [CDS C8B]

- ☐ ACT with writing required
- ☐ ACT with writing recommended
- ☒ ACT with or without writing accepted
- ☐ N/A

Q103. AD-13D: If your institution will make use of the SAT in admission decisions for first-time, first-year, degree-seeking applicants for **Fall 2023** please indicate which ONE of the following applies: [CDS C8B]

- ☐ SAT with Essay component required
- ☐ SAT with Essay component recommended
- ☒ SAT with or without Essay component accepted
- ☐ N/A

Q104. AD-13E: Please select all that apply for how your institution will use the SAT or ACT essay component. [CDS C8C]

	SAT essay	ACT essay
For admission	<input type="checkbox"/>	<input type="checkbox"/>
For placement	<input type="checkbox"/>	<input type="checkbox"/>
For advising	<input type="checkbox"/>	<input type="checkbox"/>
In place of an application essay	<input type="checkbox"/>	<input type="checkbox"/>
As a validity check on the application process	<input type="checkbox"/>	<input type="checkbox"/>
No college policy as of now	<input type="checkbox"/>	<input type="checkbox"/>
Not using essay component	<input checked="" type="checkbox"/>	<input checked="" type="checkbox"/>

Q105. AD-13F: Of the freshmen who enrolled in Fall 2021 who submitted SAT and ACT scores, what percentage submitted: [CDS C9]

 Include information for all enrolled, degree-seeking, first-time, first-year (freshman) students who submitted scores.

SAT scores	<input type="text" value="23"/>
ACT scores	<input type="text" value="25"/>

Q106. AD-13G: Entrance Exam Submission Deadlines [CDS C8E]

	Month	Day
Latest date by which SAT or ACT scores must be received for fall-term admission	<input type="text" value="2"/>	<input type="text" value="1"/>
Latest date by which SAT Subject Test scores must be received for fall-term admission	<input type="text"/>	<input type="text"/>

Q107. Entrance Exam Test Scores

AD-13H: If you require or recommend the SAT or ACT, write in the approximate percentages of your freshman (or entering) class who received SAT critical reading, mathematics, writing and/or ACT composite scores in each of the following intervals. [CDS C9]

 Please convert Old SAT scores (2400 Scale) to New SAT scores (1600 Scale) using this [concordance table](#).

If a student submitted multiple sets of scores for a single test, report this information according to how you use the data. For example:

- If you consider the highest scores from either submission, use the highest combination of scores (e.g., verbal from one submission, math from the other).
- If you average the scores, use the average to report the scores.

This question was not displayed to the respondent.

Q184.

This question was not displayed to the respondent.

Q165.

This question was not displayed to the respondent.

Q166. AD-13I: Provide the average test scores for all full-time and part-time first-year degree-seeking students enrolled in Fall 2021.

This question was not displayed to the respondent.

Q167. AD-13J: For each assessment below, report the score that represents the 25th percentile and the 75th percentile score. [CDS C9]

- The 25th percentile is the score that 25 percent of students scored at or below; the 75th percentile score is the score that 25 percent of students scored at or above.

	25th Percentile	75th Percentile
SAT Composite	1360	1470
SAT Evidence-Based Reading and Writing	680	750
SAT Math	660	750
ACT Composite	31	34
ACT Math	27	32
ACT English	32	35

Q108. Entrance Difficulty Level

AD-14: Listed below are five levels of entrance difficulty based on the percentage of applicants accepted, high school class rank, and standardized test scores.

- Refer to the instructions document for definitions and enter your assessments below.

	Most Difficult	Very Difficult	Moderately Difficult	Minimally Difficult	Non-competitive	N/A
Overall (for all or most)	<input checked="" type="radio"/>	<input type="radio"/>	<input type="radio"/>	<input type="radio"/>	<input type="radio"/>	<input type="radio"/>
Out-of-state (if different than overall)	<input type="radio"/>	<input type="radio"/>	<input type="radio"/>	<input type="radio"/>	<input type="radio"/>	<input type="radio"/>
Transfers	<input checked="" type="radio"/>	<input type="radio"/>	<input type="radio"/>	<input type="radio"/>	<input type="radio"/>	<input type="radio"/>
Specific group or program: <div></div>	<input type="radio"/>	<input type="radio"/>	<input type="radio"/>	<input type="radio"/>	<input type="radio"/>	<input type="radio"/>

Q111. AD-15: Relative importance of each of the following academic and nonacademic factors in your first-time, first-year, degree-seeking (freshman) admission decisions [CDS C7].

Academic

	Very Important	Important	Considered	Not Considered	Not applicable
Rigor of secondary school record	<input checked="" type="radio"/>	<input type="radio"/>	<input type="radio"/>	<input type="radio"/>	<input type="radio"/>

Class rank	<input type="radio"/>	<input checked="" type="radio"/>	<input type="radio"/>	<input type="radio"/>	<input type="radio"/>
Academic GPA	<input checked="" type="radio"/>	<input type="radio"/>	<input type="radio"/>	<input type="radio"/>	<input type="radio"/>
Standardized test scores	<input type="radio"/>	<input checked="" type="radio"/>	<input type="radio"/>	<input type="radio"/>	<input type="radio"/>
Application essay	<input checked="" type="radio"/>	<input type="radio"/>	<input type="radio"/>	<input type="radio"/>	<input type="radio"/>
Recommendation	<input checked="" type="radio"/>	<input type="radio"/>	<input type="radio"/>	<input type="radio"/>	<input type="radio"/>

**Q112. Non-academic**

	Very Important	Important	Considered	Not Considered	Not Applicable
Interview	<input type="radio"/>	<input checked="" type="radio"/>	<input type="radio"/>	<input type="radio"/>	<input type="radio"/>
Extracurricular activities	<input type="radio"/>	<input checked="" type="radio"/>	<input type="radio"/>	<input type="radio"/>	<input type="radio"/>
Talent/ability	<input type="radio"/>	<input checked="" type="radio"/>	<input type="radio"/>	<input type="radio"/>	<input type="radio"/>
Character/personal qualities	<input type="radio"/>	<input checked="" type="radio"/>	<input type="radio"/>	<input type="radio"/>	<input type="radio"/>
First generation	<input type="radio"/>	<input type="radio"/>	<input checked="" type="radio"/>	<input type="radio"/>	<input type="radio"/>
Alumni/ae relation	<input type="radio"/>	<input type="radio"/>	<input checked="" type="radio"/>	<input type="radio"/>	<input type="radio"/>
Geographical residence	<input type="radio"/>	<input type="radio"/>	<input checked="" type="radio"/>	<input type="radio"/>	<input type="radio"/>
State residency	<input type="radio"/>	<input type="radio"/>	<input checked="" type="radio"/>	<input type="radio"/>	<input type="radio"/>
Religious affiliation/commitment	<input type="radio"/>	<input type="radio"/>	<input type="radio"/>	<input checked="" type="radio"/>	<input type="radio"/>
Racial/ethnic status	<input type="radio"/>	<input type="radio"/>	<input checked="" type="radio"/>	<input type="radio"/>	<input type="radio"/>
Volunteer work	<input type="radio"/>	<input type="radio"/>	<input checked="" type="radio"/>	<input type="radio"/>	<input type="radio"/>
Work experience	<input type="radio"/>	<input type="radio"/>	<input checked="" type="radio"/>	<input type="radio"/>	<input type="radio"/>
Level of applicant's interest	<input type="radio"/>	<input checked="" type="radio"/>	<input type="radio"/>	<input type="radio"/>	<input type="radio"/>

**Q113. Applications, Viewbooks, and Videos**

**AD-16: Does your admission office accept Electronic applications?**

Yes No n/a

☒ ☐ ☐

**Q114. AD-17: Which of the following is available to prospective students through your admission office?**

	Yes	No	n/a
Admission video	<input checked="" type="radio"/>	<input type="radio"/>	<input type="radio"/>
Electronic viewbook	<input checked="" type="radio"/>	<input type="radio"/>	<input type="radio"/>

**Q115. Transfer Admission**

**AD-18: Indicate terms for which transfers may enroll [CDS D3].**

Fall Winter Spring Summer

☒ ☐ ☒ ☐

**Q116.**

	Number	Unit
AD-18A: Minimum number of credits or courses that transfers must complete at your institution to earn a <b>bachelor's</b> degree [CDS D16]:	<input type="text" value="64"/>	<input type="text" value="unit"/>
AD-18B: Minimum number of credits or courses that transfers must complete at your institution to earn an <b>associate</b> degree [CDS D15]:	<input type="text"/>	<input type="text" value="unit"/>

**Q117. Transfer of credit/advanced standing policies**

**AD-19: Does your institution generally accept credits in transfer from other accredited institutions? [CDS D1]**

Yes No n/a

☒ ☐ ☐

Q118. AD-20: Does your institution accept ACE recommendations for credit? [CDS D18]

Yes No n/a

☐ ☒ ☐

Q119. AD-21: Does your institution accept: [CDS D18]

This question was not displayed to the respondent.

Q120.

AD-22A: Please indicate the age limit (in years) for completed credits/courses to be transferred to your institution:

AD-22B: Check here if no age limit exists for completed credits/courses to be transferred to your institution.

X

Q121. ACADEMICS

Faculty

AC-1: Give the number of full-time and part-time faculty members teaching at your institution, or give the total if a breakdown is not available. Do not use FTE figures. [CDS I-1]

This question was not displayed to the respondent.

Q122. Student to Faculty Ratio

AC-2: Report the Fall 2021 ratio of full-time equivalent students (full-time plus 1/3 part-time) to full-time equivalent instructional faculty (full-time plus 1/3 part-time). [CDS I-2]


In the ratio calculations, exclude both faculty and students in stand-alone graduate programs or professional programs such as medicine, law, veterinary, dentistry, social work, business, or public health in which faculty teach virtually only graduate level students.

Do not count undergraduate or graduate student teaching assistants as faculty.

This question was not displayed to the respondent.

Q123. Special Programs

AC-3: If your institution offers off-campus study, give the name of the consortium, exchange program, or institution(s) involved. Give specific branch locations of institutions where appropriate.

 Off-campus study is formal arrangement with one or more *domestic* institutions under which your students may take courses at the other institution(s) for credit

This question was not displayed to the respondent.

Q124. AC-4: Please identify whether the following programs, academic services, and special opportunities are offered at your institution.

	Yes	No	N/A
Academic remediation	<input type="radio"/>	<input checked="" type="radio"/>	<input type="radio"/>
Accelerated degree program [CDS E1]	<input type="radio"/>	<input checked="" type="radio"/>	<input type="radio"/>
Advanced placement credit	<input checked="" type="radio"/>	<input type="radio"/>	<input type="radio"/>
Cooperative (work-study) program [CDS E1]	<input type="radio"/>	<input checked="" type="radio"/>	<input type="radio"/>
Distance learning [CDS E1]	<input type="radio"/>	<input checked="" type="radio"/>	<input type="radio"/>
Double-major [CDS E1]	<input checked="" type="radio"/>	<input type="radio"/>	<input type="radio"/>
English as a Second Language [CDS E1]	<input type="radio"/>	<input checked="" type="radio"/>	<input type="radio"/>
Freshman Honors College	<input type="radio"/>	<input checked="" type="radio"/>	<input type="radio"/>
Honors program [CDS E1]	<input checked="" type="radio"/>	<input type="radio"/>	<input type="radio"/>
Independent study [CDS E1]	<input checked="" type="radio"/>	<input type="radio"/>	<input type="radio"/>
Internship program [CDS E1]	<input checked="" type="radio"/>	<input type="radio"/>	<input type="radio"/>
Learning disabilities services	<input checked="" type="radio"/>	<input type="radio"/>	<input type="radio"/>
Off-campus study	<input checked="" type="radio"/>	<input type="radio"/>	<input type="radio"/>
Study Abroad [CDS E1]	<input checked="" type="radio"/>	<input type="radio"/>	<input type="radio"/>
Student-designed majors [CDS E1]	<input checked="" type="radio"/>	<input type="radio"/>	<input type="radio"/>

Q125. AC-5: Does your institution offer an Orientation Program before the start of fall classes to prepare new students for college life?

Yes No n/a  
☒ ☐ ☐

Q126. AC-6: Check the appropriate box(es) to indicate what ROTC programs, if any, are available to your students. [CDS F3]


This question was not displayed to the respondent.

Q127. AC-7: What proportion of your degree programs are offered as an online option?

None Some All N/A  
☒ ☐ ☐ ☐

Q128. Programs for Nontraditional Students

AC-8: Does your institution offer part-time undergraduate degree programs.

 For example, can a student earn a degree by attending class *exclusively* part-time?

Yes No N/A  
☐ ☒ ☐

Q129. AC-9: Courses are offered for part-time students during:

This question was not displayed to the respondent.

Q130. AC-10: Does your institution offer formal programs for those who have previously completed or withdrawn from a full-time school or college program?

Yes No N/A  
☐ ☒ ☐

Q131. AC-11: Does your institution offer a program of study in which students earn credits towards a degree through independent study, college courses, proficiency examinations, and personal experience? [CDS E1]

External degree programs require minimal or no classroom attendance.

Yes No N/A  
☐ ☒ ☐

Q132. AC-12: Graduation Requirements

	Yes	No	N/A
Does your institution have a core curriculum or university-wide distribution requirements that must be satisfied in order to graduate?	<input checked="" type="radio"/>	<input type="radio"/>	<input type="radio"/>
Is there a foreign language requirement for <i>all</i> students? [CDS E3]	<input checked="" type="radio"/>	<input type="radio"/>	<input type="radio"/>
Is there a math/science requirement for <i>all</i> students? [CDS E3]	<input checked="" type="radio"/>	<input type="radio"/>	<input type="radio"/>
Is there a computer requirement for <i>all</i> students? [CDS E3]	<input type="radio"/>	<input checked="" type="radio"/>	<input type="radio"/>
Is an internship required for <i>all</i> students?	<input type="radio"/>	<input checked="" type="radio"/>	<input type="radio"/>
If no, is an internship required for some majors only?	<input type="radio"/>	<input checked="" type="radio"/>	<input type="radio"/>
Is a senior project required for <i>all</i> students?	<input checked="" type="radio"/>	<input type="radio"/>	<input type="radio"/>

If no, is a senior project required for some majors only?

Is a senior project required for Honors Program students?

For institutions offering graduate work: May undergraduates take graduate courses for credit on your campus?

<input type="radio"/>	<input type="radio"/>	<input type="radio"/>
<input checked="" type="radio"/>	<input type="radio"/>	<input type="radio"/>
<input type="radio"/>	<input type="radio"/>	<input type="radio"/>

Q133. AC-13: What is the minimum number of units (courses, credits, etc.) required to graduate with an associate degree?

This question was not displayed to the respondent.

Q134. AC-14: What is the minimum number of units (courses, credits, etc.) required to graduate with a bachelor's degree?

16 units

Q135. AC-15: Does your institution have a final year or final semester residency requirement?

Yes No n/a

☒ ☐ ☐

Q182. 3-2 Degree Program

AC-16: Does your institution offer a formal arrangement for three years of liberal arts study followed by two years in a professional program, resulting in two bachelor's degrees or a bachelor's and a master's degree?

Yes No

☒ ☐

Q136. AC-17: Check the appropriate box(es) below to indicate in what professional field(s) such a program is available to students at your institution.

	Offered	Institution(s) where program is completed if not your own (cite branch locations where appropriate).
Business Administration	<input type="checkbox"/>	
Engineering	<input checked="" type="checkbox"/>	Washington University in St. Louis, Case Western Reserve University, Rensselaer Polytechnic Institute
Forestry	<input type="checkbox"/>	
Nursing	<input type="checkbox"/>	
Social Work	<input type="checkbox"/>	
Other (specify)	<input type="checkbox"/>	environmental science with Duke University, education with The Bank Street College of Education

Q5. EXPENSES

TYPICAL UNDERGRADUATE FULL-TIME TUITION [CDS G1]

List the typical tuition, required fees, and room and board for a full-time undergraduate student for the FULL 2022-2023 academic year.

A full academic year refers to the period of time generally extending from September to June; usually equated to two semesters or trimesters, three quarters, or the period covered by a four-one-four plan.

Required fees include only charges that all full-time students must pay that are not included in tuition (e.g., registration, health or activity fees).



Do not include optional fees (e.g., parking, laboratory use). Expenses reported last year by your institution have been preprinted on the grids below.

This question was not displayed to the respondent.

Q171. EX-0: If your institution's 2022-2023 academic year costs of attendance are not available at this time, provide the approximate date when your institution's final 2022-2023 costs of attendance will be available. [CDS G0]

This question was not displayed to the respondent.

Q14. EX-1: PRIVATE INSTITUTIONS [CDS G1]

	2022-2023	2021-2022
Tuition for all undergraduate students	66240	63060

Q15. EX-1: PUBLIC INSTITUTIONS [CDS G1]

This question was not displayed to the respondent.

Q20. EX-2: TYPICAL UNDERGRADUATE FULL-TIME REQUIRED FEES [CDS G1]

	2022-2023	2021-2022
Full-Time (full academic year)	250	250

Q21. EX-3: UNDERGRADUATE HOUSING [CDS G1]

	2022-2023	2021-2022
Room and Board	13610	13310
Room Only	5600	5500

Q21. EX-4: ESTIMATED EXPENSES [CDS G5]

	2022-2023			2021-2022		
	Residents	Commuters living at home	Commuters Not Living at Home	Residents	Commuters Living at Home	Commuters Not Living at Home
Books and Supplies	199			199		
Room Only						
Board Only						
Transportation	900			900		
Other	500			500		

Q22. EX-5: If your institution charges an additional one-time required fee above and beyond the tuition, fees, and estimated expenses listed above, specify the amount:

This question was not displayed to the respondent.

Q23. EX-6: If your institution charges a comprehensive fee (covering tuition, fees, room and board) please specify the fee: [CDS G1]

This question was not displayed to the respondent.

Q12. EX-7: If undergraduate charges are NOT provided in U.S. dollars, specify the applicable currency:

This question was not displayed to the respondent.

Q10. EX-8: Please provide the URL for your institution's net price calculator [CDS G0]

Q11. EX-9: Specify the typical number of units taken by a full-time undergraduate student in a FULL academic year.

Units can include credits or courses, please specify which.

	2022-2023 Typical Number	2022-2023 Per	2021-2022 Typical Number	2021-2022 Per
Typical Number of Units	8	course	8	course

Q25. TYPICAL UNDERGRADUATE PART-TIME TUITION

List the typical per-unit charges paid by part-time students.

This question was not displayed to the respondent.

Q185. EX-10: PRIVATE INSTITUTIONS [CDS G6]

This question was not displayed to the respondent.

Q26. EX-10: PUBLIC INSTITUTIONS [CDS G6]

This question was not displayed to the respondent.

Q27. EX-11: Typical Required Fees for Part-Time Students

This question was not displayed to the respondent.

Q28. OTHER UNDERGRADUATE NON-RESIDENT EXPENSES

EX-12: If your institution offers reduced tuition and/or fees for nonresidents based on an agreement with other states, counties, or other regional arrangements, please specify the typical undergraduate full-time tuition and required fees:

This question was not displayed to the respondent.

Q29. EX-13: Please list the geographic areas (e.g., states, counties, etc.) or participating institutions covered by this agreement as well as any special features that apply to this program:

This question was not displayed to the respondent.

Q30. TUITION AND FEES VARY ACCORDING TO:

EX-14: Check the appropriate boxes below to indicate reasons for variance in full-time tuition, part-time tuition, and room and board:

	Full-Time	Part-Time	Both	N/A
Academic Program	<input type="radio"/>	<input type="radio"/>	<input type="radio"/>	<input type="radio"/>
Campus/Location	<input type="radio"/>	<input type="radio"/>	<input type="radio"/>	<input type="radio"/>
Class Time (day, evening, etc.)	<input type="radio"/>	<input type="radio"/>	<input type="radio"/>	<input type="radio"/>
Course/Credit Load	<input type="radio"/>	<input type="radio"/>	<input type="radio"/>	<input type="radio"/>
Course Level (100, 200, etc.)	<input type="radio"/>	<input type="radio"/>	<input type="radio"/>	<input type="radio"/>
Degree Level (Associate's, Bachelor's)	<input type="radio"/>	<input type="radio"/>	<input type="radio"/>	<input type="radio"/>
Reciprocity Agreements	<input type="radio"/>	<input type="radio"/>	<input checked="" type="radio"/>	<input type="radio"/>
Student Level (freshman, sophomore, etc.)	<input type="radio"/>	<input type="radio"/>	<input type="radio"/>	<input type="radio"/>

Q31. EX-15: ROOM AND BOARD CHARGES VARY ACCORDING TO:

- ☐ Board Plan Selected (i.e., 12-meal plan, 19-meal plan, etc.)
- ☐ Campus/Location
- ☐ Gender (i.e., different costs for men's/women's housing)
- ☒ Housing Facility Selected (i.e., dorm, apartment, etc.)

Q32. EX-16: Do you have a Guaranteed Tuition Plan whereby *all entering students within each class* will pay the same tuition throughout their entire term of enrollment (i.e., from entrance to graduation)?

Yes No N/A

☐ ☒ ☐

Q33. EX-17: Do you have a Tuition Prepayment Plan whereby a student can lock in the *current tuition rate* for the entire term of enrollment (from entrance to graduation) by paying the full amount in advance rather than year by year?

Yes No N/A

☐ ☒ ☐

Q34. EX-18: Check each of the following alternative payment plans offered to undergraduate students by your institution:

Installments    Deferred Payments

☒

☐

Q35. EX-19: Check each of the following student groups for whom your institution provides full or partial waiver of undergraduate tuition:

☐ Minority Students

☐ Adult Students

☐ Senior Citizens

☒ Employees or Children of Employees

☐ Children of Alumni

Q139. **FACILITIES**

FS-1: Please provide the following information about your institution's libraries.

Main library name:

Chalmers Library

Number of other libraries on campus:

1

Q141.

*This question was not displayed to the respondent.*

Q142. FS-2: Number of weekly public service hours:

103

Q143. FS-3: Does the library have study areas open 24 hours a day, either 5 or 7 days a week?

Yes No N/A

☒ ☐ ☐

Q144. FS-4: Does the library allow students to reserve study rooms?

Yes No N/A

☒ ☐ ☐

Q145. FS-5: Provide the following information about your institution's computer facilities.

*This question was not displayed to the respondent.*

Q148. FS-6: Which of the following are accessible to students?

☒ Campus intranet

☒ Computer help desk

☒ Free student e-mail accounts

☒ Online (class) grades

☒ Online (class) registration

☒ Online (class) schedules

☒ Other--specify:

commercial databases

Q149. FS-7: Provide the following information about your institution's network.

	Yes	No	N/A
Is your institution equipped with a campuswide network?	<input checked="" type="radio"/>	<input type="radio"/>	<input type="radio"/>

Q150.

	Yes	No	N/A
Can this network be accessed from student residence rooms?	<input checked="" type="radio"/>	<input type="radio"/>	<input type="radio"/>
Can it be accessed from off campus (e.g., through a modem or telnet)?	<input checked="" type="radio"/>	<input type="radio"/>	<input type="radio"/>

Q172. FS-8: What percentage of college owned or operated housing units that are wired for high speed Internet access:

*This question was not displayed to the respondent.*

Q152. FS-9: Is your institution equipped with a wireless campus network?

Yes No N/A

☒☐☐

Q36. FS-10: Wireless service is available:

☒ Throughout the entire campus

Q153. FS-10A: Wireless service is only available in these areas:

*This question was not displayed to the respondent.*

Q154. FS-11: Is there at least one staffed computer lab on campus available to undergraduate students?

Yes No N/A

☒☐☐

Q156. FS-11A: Is at least one staffed computer lab open 24 hours a day while school is in session?

Yes No N/A

☐☒☐

Q157. FS-11B: How many days a week is it open while school is in session?

7

Q158. FS-11C: Does the staff provide training or assistance to undergraduates in the use of:

- ☒ Computers
- ☐ Internet
- ☐ Software

Q159. FS-12: Are enrolled undergraduate students required to have their own computer?

Yes No N/A

☐ ☒ ☐

Q160. FS-13: Is a computer purchase or lease plan available through your institution?

Yes No N/A

☐ ☒ ☐

Q161. FS-13A: Please check here if laptop computers are provided for all enrolled undergraduate students:

*This question was not displayed to the respondent.*

Q162. CAREER CENTER

FS-14: Indicate the number of full-time and part-time staff in your career center:

Full-Time Staff

8

Part-Time Staff

1

Q136. FS-15: Check the appropriate boxes to indicate which of the following are available to undergraduates at your institution.

	All students	Full-Time Only	N/A
Individual career counseling/planning	<input checked="" type="radio"/>	<input type="radio"/>	<input type="radio"/>
Group career counseling/planning	<input checked="" type="radio"/>	<input type="radio"/>	<input type="radio"/>
Individual job placement	<input checked="" type="radio"/>	<input type="radio"/>	<input type="radio"/>
Employer recruitment on campus	<input checked="" type="radio"/>	<input type="radio"/>	<input type="radio"/>

Q137. FS-16: Indicate which services are available to students through the career center (check all that apply):

- ☒ Career/interest testing

☒ Resume preparation
- ☒ Career library

☒ Resume referral
- ☒ Job bank

☒ Interview workshops
- ☒ Job fairs

☒ Other
- ☒ Job interviews

online recruiting services, Kenyon Career Network

Q138. FS-17: Provide the following information about your institution's career placement services.

*This question was not displayed to the respondent.*

Q142. FS-18: Does the career center offer a program whereby undergraduates can contact alumni for networking and mentoring purposes to facilitate job searches and career development?

Yes No N/A

☒ ☐ ☐

Q143. **CAMPUS LIFE**

**Housing**  
college-owned or operated housing available to undergraduates at your institution?  
**CL-1: Is**

Yes No n/a  
☒ ☐ ☐

Q144. **CL-2: Is campus housing (check all that apply):**

Campus-owned      Leased by the school      Provided by a third party  
☒                      ☐                      ☐

Q145. **CL-3: Provide the following information about your students and housing.**

How many students is your undergraduate college housing designed to accommodate?	<input type="text" value="1975"/>
How many of your undergraduates are living in college housing during the current academic year?	<input type="text" value="1967"/>
Provide the percent of undergraduate students remaining on campus during a typical weekend.	<input type="text" value="99.5"/>
Provide the percent of full-time undergraduate students who live off-campus or commute. [CDS F1]	<input type="text" value=".5"/>
Provide the percentage of undergraduate students who live in college owned, operated, or affiliated housing. [CDS F1]	<input type="text" value="99.9"/>

Q146. **CL-4: Check the phrase that best describes your institution's policy toward freshman applicants for college housing:**

- ☐ No special consideration for freshman applicants.
- ☐ Freshman applicants given priority for college housing.
- ☒ Freshman applicants guaranteed college housing.
- ☐ N/A

Q148. **CL-5: Are students ever required to live on campus?**

Yes No n/a  
☒ ☐ ☐

Q147. **CL-5A: Students are required to live on campus:**

- ☐ freshman year only
- ☐ through sophomore year
- ☐ through junior year
- ☒ through senior year
- ☐ N/A

Q149. **CL-6: Indicate which housing options are offered by your institution (check all that apply): [CDS F4]**

- |  |  |
|--|--|
| <input checked="" type="checkbox"/> Coed housing       | <input checked="" type="checkbox"/> Special housing for students with disabilities |
| <input checked="" type="checkbox"/> Women-only housing | <input type="checkbox"/> Cooperative housing                                       |
| <input type="checkbox"/> Men-only housing              |  |

Q151. **CL-7: Are first-year (freshman) students permitted to register or park a car on campus?**

Yes No n/a  
☒ ☐ ☐

Q150. CL-8: Does your institution have the following student activities? [CDS F2]

	Yes	No	n/a
Student-run campus newspaper	<input checked="" type="radio"/>	<input type="radio"/>	<input type="radio"/>
Drama/theater group	<input checked="" type="radio"/>	<input type="radio"/>	<input type="radio"/>
Student-run radio station	<input checked="" type="radio"/>	<input type="radio"/>	<input type="radio"/>
Student-run television station	<input type="radio"/>	<input checked="" type="radio"/>	<input type="radio"/>
Marching band	<input type="radio"/>	<input checked="" type="radio"/>	<input type="radio"/>
Choral groups	<input checked="" type="radio"/>	<input type="radio"/>	<input type="radio"/>

Q152. CL-9: Does your institution provide any of the following student services?

	Yes	No	n/a
legal services (not pre-law advising)	<input type="radio"/>	<input checked="" type="radio"/>	<input type="radio"/>
a health clinic	<input checked="" type="radio"/>	<input type="radio"/>	<input type="radio"/>
personal/psychological counseling	<input checked="" type="radio"/>	<input type="radio"/>	<input type="radio"/>
a women's center	<input checked="" type="radio"/>	<input type="radio"/>	<input type="radio"/>
a veterans affairs office	<input type="radio"/>	<input checked="" type="radio"/>	<input type="radio"/>

Q153. CL-10: Does your institution have any of the following social organizations?

	Yes	No	n/a
national (Greek letter) fraternities	<input checked="" type="radio"/>	<input type="radio"/>	<input type="radio"/>
national (Greek letter) sororities	<input checked="" type="radio"/>	<input type="radio"/>	<input type="radio"/>
local fraternities	<input checked="" type="radio"/>	<input type="radio"/>	<input type="radio"/>
local sororities	<input checked="" type="radio"/>	<input type="radio"/>	<input type="radio"/>
Other (specify) <div></div>	<input checked="" type="radio"/>	<input type="radio"/>	<input type="radio"/>

Q154. CL-11: Roughly what percentages of eligible undergraduate men and women are members of these social organizations during the current academic year?

Men

10

Women

8

Q155. CL-12: How many student organizations and groups open to all does your institution have?

170

Q156. CL-13: List the five student organizations with the largest participation.

1.

student advisory groups

2.

student radio station

3.

musical groups

4.

intramural sports and clubs

5.

outdoors club

Q157. CL-14: Name up to three campus-wide annual events that the majority of students on campus participate in or attend.

1.

Summer Send-off

2.

Activities Fair

3.

Founder&apos;s Day

Q158. CL-15: Indicate each security and safety measures that are available at your institution.

☒

24-hour emergency telephone/alarm devices

☒

24-hour patrols by trained security personnel

☒

Electronically-operated dormitory entrances (e.g., access only with key, security card)

☐

Student patrols

☒

Late night transport/escort service

☒


Other


Q183. Athletics

AT-1: Check the appropriate box(es) to indicate whether your institution belongs to one or more of the following national athletic associations.

This question was not displayed to the respondent.

Q161.  
For each of the sports listed below that your institution offers, indicate whether each is available for men and/or women as an intramural and/or intercollegiate activity, and whether scholarships or grants-in-aid are offered in each intercollegiate sport.

 For club sports, select as appropriate under intramural or intercollegiate.

 For each NCAA intercollegiate sport, select its classification in Division I, II, or III as appropriate for men and/or women. (For Division I football, indicate for I-A or I-B as appropriate.)

	Intramural Men	Intramural Women	Intercollegiate Men	Intercollegiate Women	Scholarship Men	Scholarship Women
Archery	m club ▾	w club ▾	▾	▾	▾	▾
Badminton	▾	▾	▾	▾	▾	▾
Baseball	▾	▾	m div3 ▾	▾	▾	▾
Basketball	men ▾	women ▾	m div3 ▾	w div3 ▾	▾	▾
Bowling	▾	▾	▾	▾	▾	▾
Cheerleading	▾	▾	▾	▾	▾	▾
Crew	▾	▾	▾	▾	▾	▾
Cross-country running	▾	▾	m div3 ▾	w div3 ▾	▾	▾
Equestrian Sports	▾	▾	m club ▾	w club ▾	▾	▾
Fencing	m club ▾	w club ▾	▾	▾	▾	▾
Field Hockey	▾	▾	▾	w div3 ▾	▾	▾
Football	▾	▾	m div3 ▾	▾	▾	▾
Golf	▾	▾	m div3 ▾	▾	▾	▾
Gymnastics	▾	▾	▾	▾	▾	▾
Ice Hockey	▾	▾	▾	▾	▾	▾
Lacrosse	▾	▾	m div3 ▾	w div3 ▾	▾	▾
Racquetball	men ▾	women ▾	▾	▾	▾	▾
Riflery	▾	▾	▾	▾	▾	▾
Rock climbing	▾	▾	▾	▾	▾	▾
Rowing	▾	▾	▾	▾	▾	▾
Rugby	▾	▾	m club ▾	w club ▾	▾	▾
Sailing	▾	▾	▾	▾	▾	▾
Sand volleyball	▾	▾	▾	▾	▾	▾
Cross-country skiing	▾	▾	▾	▾	▾	▾
Skiing	▾	▾	▾	▾	▾	▾
Soccer	m club ▾	w club ▾	m div3 ▾	w div3 ▾	▾	▾
Softball	▾	▾	▾	w div3 ▾	▾	▾



Squash	<input type="text"/>	<input type="text"/>	<input type="text" value="m club"/>	<input type="text" value="w club"/>	<input type="text"/>	<input type="text"/>
Swimming/diving	<input type="text"/>	<input type="text"/>	<input type="text" value="m div3"/>	<input type="text" value="w div3"/>	<input type="text"/>	<input type="text"/>
Table tennis	<input type="text"/>	<input type="text"/>	<input type="text"/>	<input type="text"/>	<input type="text"/>	<input type="text"/>
Tennis	<input type="text" value="m club"/>	<input type="text" value="w club"/>	<input type="text" value="m div3"/>	<input type="text" value="w div3"/>	<input type="text"/>	<input type="text"/>
Track and field	<input type="text"/>	<input type="text"/>	<input type="text" value="m div3"/>	<input type="text" value="w div3"/>	<input type="text"/>	<input type="text"/>
Triathlon	<input type="text"/>	<input type="text"/>	<input type="text"/>	<input type="text"/>	<input type="text"/>	<input type="text"/>
Ultimate Frisbee	<input type="text"/>	<input type="text"/>	<input type="text" value="m club"/>	<input type="text" value="w club"/>	<input type="text"/>	<input type="text"/>
Volleyball	<input type="text" value="men"/>	<input type="text" value="women"/>	<input type="text"/>	<input type="text" value="w div3"/>	<input type="text"/>	<input type="text"/>
Water polo	<input type="text"/>	<input type="text"/>	<input type="text"/>	<input type="text"/>	<input type="text"/>	<input type="text"/>
Weight lifting	<input type="text"/>	<input type="text"/>	<input type="text"/>	<input type="text"/>	<input type="text"/>	<input type="text"/>
Wrestling	<input type="text"/>	<input type="text"/>	<input type="text"/>	<input type="text"/>	<input type="text"/>	<input type="text"/>

Q163. **Contacts**

**Head of the Institution**

Social Title	<input type="text" value="Dr."/>
First Name	<input type="text" value="Sean"/>
Middle Name	<input type="text"/>
Last Name	<input type="text" value="Decatur"/>
Suffix	<input type="text"/>
Title	<input type="text" value="President"/>
Phone Area Code	<input type="text"/>
Phone Number	<input type="text"/>
Phone Extension	<input type="text"/>
Fax Area Code	<input type="text"/>
Fax Number	<input type="text"/>
Fax Extension	<input type="text"/>
Email	<input type="text" value="president@kenyon.edu"/>

Q173. **Chief Admissions Officer**

Social Title	<input type="text" value="Ms."/>
First Name	<input type="text" value="Diane"/>
Middle Name	<input type="text"/>
Last Name	<input type="text" value="Anci"/>
Suffix	<input type="text"/>
Title	<input type="text" value="Vice President of Enrollment Management and Dean of Admissions and Financial Aid"/>
Phone Area Code	<input type="text" value="740"/>
Phone Number	<input type="text" value="427-5776"/>
Phone Extension	<input type="text"/>
Fax Area Code	<input type="text" value="740"/>
Fax Number	<input type="text" value="427-5770"/>
Fax Extension	<input type="text"/>
Email	<input type="text" value="admissions@kenyon.edu"/>

Q186. **Freshman Application Contact**

Social Title	<input type="text" value="Ms."/>
--------------	----------------------------------

First Name	Diane
Middle Name	
Last Name	Anci
Suffix	
Title	Vice President of Enrollment Management and Dean of Admissions and Financial Aid
Phone Area Code	740
Phone Number	427-5776
Phone Extension	
Fax Area Code	740
Fax Number	427-5770
Fax Extension	
Email	admissions@kenyon.edu
Address	Ransom Hall
City	Gambier
State	OH
Zip Code	43022
Country	USA

**Q187. Survey Contact - The person who should be contacted with questions about this survey.**

Social Title	Ms.
First Name	Erika
Middle Name	
Last Name	Farfan
Suffix	
Title	Associate VP for Institutional Research
Phone Area Code	740
Phone Number	427-5571
Phone Extension	
Fax Area Code	740
Fax Number	427-5878
Fax Extension	
Email	farfane@kenyon.edu
Address	103 College Drive
City	Gambier
State	OH
Zip Code	43022
Country	USA

**Q176. Survey Respondent - The person who is completing this survey.**


Social Title	Ms.
First Name	Erika
Middle Name	

Last Name	Farfan
Suffix	
Title	Associate VP for Institutional Research
Phone Area Code	740
Phone Number	4275571
Phone Extension	
Fax Area Code	
Fax Number	
Fax Extension	
Email	farfane@kenyon.edu

**Q164. MJ - Majors**

To add a major, navigate to the first empty row, enter the CIP 2020 code, and select the appropriate offering level(s): Associate, Bachelor, or both.

To delete a major, check the adjacent box to the left in the "delete" column. To replace a major, delete the existing entry and add the replacement CIPCODE as new - do not write over existing CIPCODEs or descriptions: such changes cannot be recorded.

 See this [document](#) for a list of CIP Codes.

Delete	Description	CIP Code	Associate	Bachelor
<input type="checkbox"/>	american/united states studies/civilization	05.0102	<input type="checkbox"/>	<input checked="" type="checkbox"/>
<input type="checkbox"/>	ancient/classical greek language and literature	16.1202	<input type="checkbox"/>	<input checked="" type="checkbox"/>
<input type="checkbox"/>	anthropology, general	45.0201	<input type="checkbox"/>	<input checked="" type="checkbox"/>
<input type="checkbox"/>	art history, criticism and conservation	50.0703	<input type="checkbox"/>	<input checked="" type="checkbox"/>
<input type="checkbox"/>	asian studies/civilization	05.0103	<input type="checkbox"/>	<input checked="" type="checkbox"/>
<input type="checkbox"/>	biochemistry	26.0202	<input type="checkbox"/>	<input checked="" type="checkbox"/>
<input type="checkbox"/>	biology/biological sciences, general	26.0101	<input type="checkbox"/>	<input checked="" type="checkbox"/>
<input type="checkbox"/>	chemistry, general	40.0501	<input type="checkbox"/>	<input checked="" type="checkbox"/>
<input type="checkbox"/>	classics and classical languages, literatures, and linguistics, general	16.1200	<input type="checkbox"/>	<input checked="" type="checkbox"/>
<input type="checkbox"/>	dance, general	50.0301	<input type="checkbox"/>	<input checked="" type="checkbox"/>
<input type="checkbox"/>	drama and dramatics/theatre arts, general	50.0501	<input type="checkbox"/>	<input checked="" type="checkbox"/>
<input type="checkbox"/>	economics, general	45.0601	<input type="checkbox"/>	<input checked="" type="checkbox"/>
<input type="checkbox"/>	english language and literature, general	23.0101	<input type="checkbox"/>	<input checked="" type="checkbox"/>
<input type="checkbox"/>	environmental studies	03.0103	<input type="checkbox"/>	<input checked="" type="checkbox"/>
<input type="checkbox"/>	film/cinema/media studies	50.0601	<input type="checkbox"/>	<input checked="" type="checkbox"/>

<input type="checkbox"/>	<div>fine/studio arts, general</div>	<div>50.0702</div>	<input type="checkbox"/>	<input checked="" type="checkbox"/>
<input type="checkbox"/>	<div>fine arts and art studies, other</div>	<div>50.0799</div>	<input type="checkbox"/>	<input checked="" type="checkbox"/>
<input type="checkbox"/>	<div>foreign languages and literatures, general</div>	<div>16.0101</div>	<input type="checkbox"/>	<input checked="" type="checkbox"/>
<input type="checkbox"/>	<div>french language and literature</div>	<div>16.0901</div>	<input type="checkbox"/>	<input checked="" type="checkbox"/>
<input type="checkbox"/>	<div>german language and literature</div>	<div>16.0501</div>	<input type="checkbox"/>	<input checked="" type="checkbox"/>
<input type="checkbox"/>	<div>history, general</div>	<div>54.0101</div>	<input type="checkbox"/>	<input checked="" type="checkbox"/>
<input type="checkbox"/>	<div>international/globalization studies</div>	<div>30.2001</div>	<input type="checkbox"/>	<input checked="" type="checkbox"/>
<input type="checkbox"/>	<div>latin language and literature</div>	<div>16.1203</div>	<input type="checkbox"/>	<input checked="" type="checkbox"/>
<input type="checkbox"/>	<div>mathematics, general</div>	<div>27.0101</div>	<input type="checkbox"/>	<input checked="" type="checkbox"/>
<input type="checkbox"/>	<div>molecular biology</div>	<div>26.0204</div>	<input type="checkbox"/>	<input checked="" type="checkbox"/>
<input type="checkbox"/>	<div>multi-/interdisciplinary studies, other</div>	<div>30.9999</div>	<input type="checkbox"/>	<input checked="" type="checkbox"/>
<input type="checkbox"/>	<div>music, general</div>	<div>50.0901</div>	<input type="checkbox"/>	<input checked="" type="checkbox"/>
<input type="checkbox"/>	<div>neuroscience</div>	<div>26.1501</div>	<input type="checkbox"/>	<input checked="" type="checkbox"/>
<input type="checkbox"/>	<div>philosophy</div>	<div>38.0101</div>	<input type="checkbox"/>	<input checked="" type="checkbox"/>
<input type="checkbox"/>	<div>physics, general</div>	<div>40.0801</div>	<input type="checkbox"/>	<input checked="" type="checkbox"/>
<input type="checkbox"/>	<div>political science and government, general</div>	<div>45.1001</div>	<input type="checkbox"/>	<input checked="" type="checkbox"/>
<input type="checkbox"/>	<div>psychology, general</div>	<div>42.0101</div>	<input type="checkbox"/>	<input checked="" type="checkbox"/>
<input type="checkbox"/>	<div>religion/religious studies</div>	<div>38.0201</div>	<input type="checkbox"/>	<input checked="" type="checkbox"/>
<input type="checkbox"/>	<div>sociology, general</div>	<div>45.1101</div>	<input type="checkbox"/>	<input checked="" type="checkbox"/>
<input type="checkbox"/>	<div>spanish language and literature</div>	<div>16.0905</div>	<input type="checkbox"/>	<input checked="" type="checkbox"/>
<input type="checkbox"/>	<div>women's studies</div>	<div>05.0207</div>	<input type="checkbox"/>	<input checked="" type="checkbox"/>
<input type="checkbox"/>	<div></div>	<div></div>	<input type="checkbox"/>	<input type="checkbox"/>
<input type="checkbox"/>	<div></div>	<div></div>	<input type="checkbox"/>	<input type="checkbox"/>
<input type="checkbox"/>	<div></div>	<div></div>	<input type="checkbox"/>	<input type="checkbox"/>
<input type="checkbox"/>	<div></div>	<div></div>	<input type="checkbox"/>	<input type="checkbox"/>

[illegible]

[illegible]

[illegible]

[illegible]



[illegible]

[illegible]

[illegible]

[illegible]

<input type="checkbox"/>			<input type="checkbox"/>	<input type="checkbox"/>
<input type="checkbox"/>			<input type="checkbox"/>	<input type="checkbox"/>
<input type="checkbox"/>			<input type="checkbox"/>	<input type="checkbox"/>
<input type="checkbox"/>			<input type="checkbox"/>	<input type="checkbox"/>
<input type="checkbox"/>			<input type="checkbox"/>	<input type="checkbox"/>
<input type="checkbox"/>			<input type="checkbox"/>	<input type="checkbox"/>
<input type="checkbox"/>			<input type="checkbox"/>	<input type="checkbox"/>
<input type="checkbox"/>			<input type="checkbox"/>	<input type="checkbox"/>
<input type="checkbox"/>			<input type="checkbox"/>	<input type="checkbox"/>
<input type="checkbox"/>			<input type="checkbox"/>	<input type="checkbox"/>
<input type="checkbox"/>			<input type="checkbox"/>	<input type="checkbox"/>

Q190.  
Please use the button on the right below to submit the survey. If you are not ready to submit, simply close your browser window. Your changes will be saved.

*This question was not displayed to the respondent.*

Q192. INTERNAL USE ONLY -

7034

Embedded Data

**Q\_R:** R\_0BOTnGcW1BBxD2C

**MainInstCtrl:** PN

**ExpenseTcy:**

**MainFuncType:** 4YEAR

**DegBach:** X

**AwardT:**

**routerID:** SV\_dbyP7bW6amPFuQt

**statusUpdateID:** SV\_3KtHD0kCjE6gDpX

**debug:** true

**mytoken:** +3DcK5sM/mcHAY+y83mhzQhY6r8ExyQ0eLFarlapg4mSPnD6Q9TKhgy9uCx9MclUJiMmX2H3OyxrA/rL7hNuvUHznLMYKAtaAYyqFH0FYknn/f45SK7pLXWmGFgyZ56ChldoMTCM9l8PHlytwlaidLVsg3nljLaKOAQpl6

**contactID:** MLRP\_71eAZqzgJxa1twW

**RecipientID:** MLRP\_71eAZqzgJxa1twW

**TotalMaleFTUndergrads:** {Invalid Expression}

**Q\_URL:** https://surveys.petersonssurveys.com/jfe/form/SV\_5tDaahQ2K4jmlES?  
**Q\_R=R\_0BOTnGcW1BBxD2C&contactID=MLRP\_71eAZqzgJxa1twW&ssotoken=k9GC5ymjXfISieq1esjNyT96tmxz2AXIkbOq8UiPeLw3o23nj5arzMQWVOG9JeXaHHPzVWNR5BfKlleIV+bYgOkQPE7Nqi3X+e8sa+ze79qcAz2fs**

Scoring Results	
Score	
Mean Score:	0.00
Weighted Mean of Items:	0.00
Weighted Standard Deviation of Items:	0.00
Items:	0.00