

Q1.

**Peterson's Annual Survey of Undergraduate Institutions 2020-2021**

Welcome to the 2021 edition of Peterson's Annual Survey of Undergraduate Institutions! Each year Peterson's collects information from over 4,000 colleges and universities and we are honored to have you participate!

Peterson's is the country's leading provider of information about colleges and universities. Every year, millions of parents and students seek out resources to help them choose the best school for them. The information you provide in this survey is an invaluable tool for students across the globe. Your participation ensures that prospective students have the most up-to-date and relevant information about your institution.

We have taken great care to make sure that this process is as easy for you as possible. The survey is divided into sections and a table of contents is available to help you navigate. Some questions have additional context available to you through tool-tips and clarifying statements. Just look for these symbols! ? 🗨️

Finally, should you have any questions or experience any issues with the survey please reach out to us at [ugsurvey@petersons.com](mailto:ugsurvey@petersons.com). A member of our research team will promptly respond and assist you in any way we can.

Thank you again for your participation.

🗨️ See [Undergraduate Survey Instructions](#) of more information about the Undergraduate Survey.

Q189.

Q188. **INSTITUTION INFORMATION**

Q2.

**IN-1: Provide the following information about your institution. [CDS A1]**

Official Name	Kenyon College
Main Address	106 College Park Drive
City	Gambier
State	OH
Zip Code	43022
Country	USA
Web Address	<a href="http://www.kenyon.edu/">http://www.kenyon.edu/</a>

Q40. **IN-2: Provide the following contact phone numbers for your institution. [CDS A1]**

	Area Code	Phone Number
Official Phone	740	427-5000
Toll-free Admissions Phone (in-state)	800	848-2468
Toll-free Admissions Phone (out-of-state)	800	848-2468

Q3. **IN-3: Select which category most accurately describes your institution.**

- ☐ Two-Year College
- ☐ Two-Year plus Graduate
- ☒ Four-Year College
- ☐ Five-Year College
- ☐ Comprehensive Institution
- ☐ University (offers two or more doctoral programs)
- ☐ Upper-Level Institution (with graduate programs)
- ☐ Upper-Level Institution (without graduate programs)

Q42. IN-4: Indicate all of the award levels that are offered by your institution. [CDS A5]

- ☐ Certificate
- ☒ Bachelor's
- ☐ Doctoral degree-research/scholarship
- ☐ Diploma
- ☐ Post-Bachelor's Certificate
- ☐ Doctoral degree-professional practice
- ☐ Transfer Associate
- ☐ Master's
- ☐ Doctoral degree-other
- ☐ Terminal Associate
- ☐ Post-Master's Certificate

Q168.

This question was not displayed to the respondent.

Q43. IN-5: Select which best describes your undergraduate body. [CDS A3]

- ☐ Men Only
- ☐ Women Only
- ☐ Men Only Undergraduate, Graduate Coed
- ☐ Women Only Undergraduate, Graduate Coed
- ☐ Primarily Men
- ☐ Primarily Women
- ☒ Coeducational

Q186. IN-6: If your institution is part of a larger educational system, provide the name of the system of which you are a part.

If your institution is not part of a larger educational system, but is administratively affiliated with another institution, provide the name of the institution with which you are affiliated.

 Educational system refers to affiliations like a state university system, not a consortia or other voluntary arrangement.

Q44. Educational System Name

Q45. Affiliated Institution Name

Q46. IN-7: Provide the following information about your endowment.


Total endowment market value as of June 30, 2020?

419099295

If reporting system endowment, check here.

Q47. IN-8: Indicate the total institutional expenditures, undergraduate and graduate, for the 2020 fiscal year for each of the four categories below.

 Provide the figures in **WHOLE U.S. DOLLARS** only; omit cents.

 Where exact data is not available, give estimates.

Total instructional expenditures for the 2020 fiscal year.

Average instructional expenditures per FTE student for the 2020 fiscal year.

Total research expenditures for the 2020 fiscal year all restricted and unrestricted funds from all sources.

Total library operating expenditures for the 2020 fiscal year.

3095262

Q48.

IN-9: Select which best describes your campus setting:

Urban   Suburban   Small Town   Rural

Q49. IN-10: If a major metropolitan area (population over 500,000) is easily accessible from your campus, such as within one hour by car, please identify the major metropolitan area:

Columbus

Q50. IN-11: Provide the size of your campus in acres or hectares.

Size of Campus	Acres	Hectares
1000	<input checked="" type="radio"/>	<input type="radio"/>

Q51. IN-12: What is the name of the commercial airport and major highway that are closest to your campus?

Nearest commercial airport: John Glenn Columbus International

Nearest major highway: Interstate 71

Q53. IN-13: In what year was your institution founded?

1824

Q61. IN-14: Check the appropriate box to indicate control of your institution and the source of primary support.

Q54. Private Institution

Private (unspecified)   Proprietary   Independent (nonprofit)   Independent-religious

Q187. IN-14A: Provide your organization's religious denomination or its religious affiliation.

This question was not displayed to the respondent.

Q56. Religious Denomination

This question was not displayed to the respondent.

Q59. Religious Affiliation

This question was not displayed to the respondent.

Q60. Public Institution

This question was not displayed to the respondent.

Q62. IN-15: Select which of the following best describes your institution's academic calendar. [CDS A4]


☒ Semesters   ☐ 4-1-4


☐ Trimesters   ☐ Continuous

☐ Quarters   ☐ Other

Q64. **ENROLLMENT AND PERSISTENCE**

Q257. **EP-1: Provide numbers of full and part-time, men and women students reported on the 2020 IPEDS Fall Enrollment Survey as of the institution's official fall reporting date or as of October 15, 2020. [CDS B1]**

 Report students formerly designated as "first professional" in the graduate cells.

 Please see [this document](#) for information on counting study abroad students.


	Full-Time Men	Full-Time Women	Part-Time Men	Part-Time Women
<b>UNDERGRADUATES</b>				
Degree seeking, first-time freshmen	192	253	1	0
Other first-year, degree-seeking undergraduate students	2	1	0	0
All other degree-seeking undergraduate students	499	661	1	0
All other undergraduates enrolled in credit courses	0	0	3	4
Total Undergraduate Students	693	915	5	4
<b>GRADUATE</b>				
Total Graduate Students				
<b>TOTAL ALL STUDENTS</b>	693	915	5	4


Q191. Click to write the question text

Total Undergraduates:	1617
Total All Students:	1617

Q68. **Enrollment by Racial/Ethnic Category.**

**EP-2: Provide numbers of degree-seeking undergraduate students for each of the following categories, as reported on the 2020 IPEDS Fall Enrollment Survey as of the institution's official fall reporting date or as of October 15, 2020. [CDS B2]**

 Include international students only in the category "Nonresident aliens."

 Report as your institution reports to IPEDS: Persons who are Hispanic should be reported only on the Hispanic line, not under any race, and persons who are non-Hispanic multi-racial should be reported only under "Two or more races."

	Number of Degree-Seeking Undergraduates
<b>RACIAL/ETHNIC CATEGORY</b>	
Nonresident aliens	148
Hispanic/Latino	115
Black or African American	57
White, non-Hispanic	1099
American Indian or Alaska Native, non-Hispanic	0
Asian, non-Hispanic	73
Native Hawaiian or other Pacific Islander, non-Hispanic	2
Two or More Races, non-Hispanic	88
Race and/or ethnicity unknown	28
<b>TOTAL</b>	1610

Q181. **EP-3: From how many U.S. states and territories do current undergraduates come? <sup>?</sup>**

49

Q180. **EP-4: From how many foreign countries do current undergraduates come?**

53

Q179. **EP-5: Percent of degree-seeking undergraduates who are from out-of-state (exclude international/nonresident aliens from the numerator and denominator): [CDS F1]**

88

Q178. **EP-6: Percent of degree-seeking undergraduates age 25 and older [CDS F1]**


0


Q177. **EP-7: Provide the number of students who enrolled as degree-seeking transfer students in Fall 2020 [CDS D2]**

14

Q70.  
**Retention Rate**

**EP-8: For the cohort of all full-time bachelor's (or equivalent) degree-seeking undergraduate students who entered your institution as freshmen in fall 2019 (or the preceding summer term), what percentage was enrolled at your institution as of the date your institution calculates its official enrollment in Fall 2020? [CDS B22]**

 Report for the cohort of fall full-time, first-time bachelor's (or equivalent) degree-seeking undergraduate students who entered in fall 2019 (or the preceding summer term).

 The initial cohort may be adjusted for students who departed for the following reasons: death, permanent disability, or service in the armed forces, foreign aid service of the federal government or official church missions. No other adjustments to the initial cohort should be made.

89

Q71. **EP-9: Freshman Profile**

Average high school GPA of all degree-seeking first-time, first-year (freshman) students who submitted GPA: [CDS C12]


3.98

Check here if you reported "weighted" average high school GPA above

Percentage of total first-time, first-year (freshmen) students who submitted high school GPA: [CDS C12]

86

Q190. **EP-9A: Percentage of all enrolled, degree-seeking, first-time, first year (freshmen) students who had high school grade point averages within each of the following ranges. [CDS C11]**

 Report information for those students from whom you collected high school GPA information.

 Report GPA on a 4.0 scale

Percent who had GPA of 4.0

49

Percent who had GPA between 3.75 and 3.99

21

Percent who had GPA between 3.50 and 3.74

15

Percent who had GPA between 3.25 and 3.49

9

Percent who had GPA between 3.00 and 3.24

5

Percent who had GPA between 2.50 and 2.99

1

Percent who had GPA between 2.00 and 2.49

0


Percent who had GPA between 1.00 and 1.99

0

Percent who had GPA below 1.00

0

**Q72. EP-10: Percentage of all degree-seeking first-time, first-year (freshmen) students who had high school class rank within each of the following ranges [CDS C10]**

 Report information for those students from whom you collected high school rank information.

Percent in top tenth of high school graduating class	<input type="text" value="55"/>
Percent in top quarter of high school graduating class	<input type="text" value="80"/>
Percent in top half of high school graduating class	<input type="text" value="100"/>
Percent of total first-time, first-year (freshman) students who submitted high school class rank	<input type="text" value="17"/>

**Q73. EP-11: Give the number of degree-seeking first-time, first-year (freshmen) students in each of the following categories:**

National Merit Scholars	<input type="text" value="7"/>
Senior class presidents	<input type="text"/>
Student government officers	<input type="text"/>
Valedictorians	<input type="text" value="7"/>

**Q74. Persistence**

**EP-12: Number of degrees awarded by your institution from July 1, 2019, to June 30, 2020 [CDS B3].**

Certificate/diploma	<input type="text"/>
Associate degrees	<input type="text"/>
Bachelor's degrees	<input type="text" value="528"/>
Postbachelor's certificates	<input type="text"/>
Master's degrees	<input type="text"/>
Post-master's certificates	<input type="text"/>
Doctoral degrees-research/scholarship	<input type="text"/>
Doctoral degrees-professional practice	<input type="text"/>
Doctoral degrees-other	<input type="text"/>

**Q76. GRADUATION RATES**

**Q75. Two-Year Institutions [CDS B12-B21]**

**EP-13: Please provide data for the 2017 cohort if available. If 2017 cohort data are not available, provide data for the 2016 cohort.**


*This question was not displayed to the respondent.*

**Q78. EP-13A: Associate Degree Graduate Career Data**

*This question was not displayed to the respondent.*

**Q178. EP-13: Four-Year Institutions [CDS B4-B11]**

Please provide data for the 2014 cohort if available. If 2014 cohort data are not available, provide data for the 2013 cohort.

 Students who received both a Federal Pell Grant and a subsidized Stafford Loan should be reported in the "Recipients of a Federal Pell Grant" column.

Cohort Year:

2014

Q180.

	Recipients of a Federal Pell Grant	Recipients of a subsidized Stafford Loan who did not receive a Pell Grant	Students who did not receive either a Pell Grant or a subsidized Stafford Loan	Total (sum of the 3 columns to the left)
Initial <b>2014</b> cohort, total of first-time, full-time bachelor's (or equivalent) degree-seeking undergraduate students:	45	121	282	448
Of the initial <b>2014</b> cohort, how many did not persist and did not graduate for the following reasons: death, permanent disability, or service in the armed forces, foreign aid service of the federal government, or official church missions; total allowable exclusions:	0	0	0	0
Final <b>2014</b> cohort, after adjusting for allowable exclusions (Subtract line b form line a):	45	121	282	448
Of the initial cohort, how many completed the program in four years or less (by August 31, 2018):	39	105	241	385
Of the initial cohort, how many completed the program in more than four years but in five years or less (after August 31, 2018 but by August 31, 2019):	0	3	7	10
Of the initial cohort, how many completed the program in more than five years but in six years or less (after August 31, 2019 but by August 31, 2020):	0	1	1	2
Total graduating within six years (sum of lines d, e, and f):	39	109	249	397
Six-year graduation rate for 2014 cohort (line g divided by line c)	87	90	88	89

Q79. EP-13B: Bachelor's Degree Graduate Career Data

What percentage of students completing a bachelor's program in the last academic year went directly on to a graduate/professional school?

21

Q80. Degrees conferred between July 1, 2019 and June 30, 2020

EP-14: For each of the following discipline areas, provide the percentage of diploma/certificates, associate, and bachelor's degrees awarded. [CDS J]




Reference: IPEDS Completions, Part A

	% Associate	% Bachelor	CIP Category
Agriculture			01
Natural resources and conservation			03
Architecture			04
Area, ethnic, and gender studies		3	05
Communication/journalism			09
Communication technologies			10
Computer and information sciences			11
Personal and culinary services			12
Education			13
Engineering			14
Engineering technologies			15
Foreign languages, literatures, and linguistics		8	16
Family and consumer sciences			19
Law/legal studies			22
English		15	23

Liberal arts/general studies	<input type="text"/>	<input type="text"/>	<input type="text" value="24"/>
Library science	<input type="text"/>	<input type="text"/>	<input type="text" value="25"/>
Biological/life sciences	<input type="text"/>	<input type="text" value="9"/>	<input type="text" value="26"/>
Mathematics and statistics	<input type="text"/>	<input type="text" value="4"/>	<input type="text" value="27"/>
Military science and military technologies	<input type="text"/>	<input type="text"/>	<input type="text" value="28 and 29"/>
Interdisciplinary studies	<input type="text"/>	<input type="text" value="4"/>	<input type="text" value="30"/>
Parks and recreation	<input type="text"/>	<input type="text"/>	<input type="text" value="31"/>
Philosophy and religious studies	<input type="text"/>	<input type="text" value="4"/>	<input type="text" value="38"/>
Theology and religious vocations	<input type="text"/>	<input type="text"/>	<input type="text" value="39"/>
Physical sciences	<input type="text"/>	<input type="text" value="5"/>	<input type="text" value="40"/>
Science technologies	<input type="text"/>	<input type="text"/>	<input type="text" value="41"/>
Psychology	<input type="text"/>	<input type="text" value="7"/>	<input type="text" value="42"/>
Homeland security, law enforcement, firefighting, and protective services	<input type="text"/>	<input type="text"/>	<input type="text" value="43"/>
Public administration and social services	<input type="text"/>	<input type="text"/>	<input type="text" value="44"/>
Social sciences	<input type="text"/>	<input type="text" value="24"/>	<input type="text" value="45"/>
Construction trades	<input type="text"/>	<input type="text"/>	<input type="text" value="46"/>
Mechanic and repair technologies	<input type="text"/>	<input type="text"/>	<input type="text" value="47"/>
Precision production	<input type="text"/>	<input type="text"/>	<input type="text" value="48"/>
Transportation and materials moving	<input type="text"/>	<input type="text"/>	<input type="text" value="49"/>
Visual and performing arts	<input type="text"/>	<input type="text" value="12"/>	<input type="text" value="50"/>
Health professions and related programs	<input type="text"/>	<input type="text"/>	<input type="text" value="51"/>
Business/marketing	<input type="text"/>	<input type="text"/>	<input type="text" value="52"/>
History	<input type="text"/>	<input type="text" value="5"/>	<input type="text" value="54"/>
Other	<input type="text"/>	<input type="text"/>	<input type="text"/>
TOTAL	<input type="text" value="0"/>	<input type="text" value="100"/>	<input type="text"/>

Q82. **ADMISSION**

**AD-1: Provide the number of degree-seeking first-time, first-year (freshmen) students (or entering class for upper-level institutions) who applied, were admitted, and enrolled in Fall 2020. [CDS C1]**

-  Include early decision, early action applicants, and students who began studies during the summer in this cohort.
-  Applicants include all students who fulfilled the requirements for consideration for admission (including payment or waiver of the application fee, if any) and who have been notified of one of the following actions: Admission, non-admission, placement on a waiting list, or application withdrawn (by applicant or institution).
-  Admitted applicants should include wait-listed students who were subsequently offered admission.

**APPLICANTS FOR ADMISSION AS DEGREE-SEEKING FIRST-TIME, FIRST-YEAR STUDENTS**

	Men	Women	Total
	Answer 1	Answer 1	Answer 1
Total Applied	<input type="text" value="3090"/>	<input type="text" value="3524"/>	<input type="text" value="6614"/>
Total Admitted	<input type="text" value="988"/>	<input type="text" value="1452"/>	<input type="text" value="2440"/>

Q83. **AD-2: Does your institution offer an Early Decision Plan [CDS C21]?**

Yes No n/a

☒ ☐ ☐

Q84. **AD-2A: Please provide the numbers of students who applied and were admitted in Fall 2020 as Early Decision applicants:**

Total Applied	<input type="text" value="407"/>
Total Admitted	<input type="text" value="252"/>



Q85. AD-3: Does your institution offer an Early Action Plan? [CDS C22]

Yes No n/a

☐ ☒ ☐

Q86. AD-3A: Please provide the numbers of students who applied and were admitted in Fall 2020 as Early Action applicants:

This question was not displayed to the respondent.

Q87. AD-4: Does your institution have a policy of placing students on a wait list? [CDS C2]

Yes No n/a


☒ ☐ ☐

Q88. AD-4A: Please provide the numbers of students who were placed on, who accepted a place on, and were admitted in Fall 2020 from a wait list: [CDS C2]

Total placed on wait list	<input type="text" value="12"/>
Total who accepted a place on wait list	<input type="text" value="12"/>
Total wait-listed students admitted	<input type="text" value="4"/>

Q89. Application Requirements

AD-5: Check the appropriate boxes to indicate which of the following you *require for all*, *recommend*, or *require for some* applicants prior to making admission decisions.

 Specify the **number** of letters of recommendation on the blanks provided, and specify the high school and/or college grade point averages in the blanks provided.

	Require for all	Recommend for all	Require for some	(Specify below)
Written essay or personal statement	<input type="text" value="X"/>	<input type="text"/>	<input type="text"/>	<input type="text"/>
Transcript of high school record	<input type="text" value="X"/>	<input type="text"/>	<input type="text"/>	<input type="text"/>
Interview	<input type="text"/>	<input type="text" value="X"/>	<input type="text"/>	<input type="text"/>
Letter(s) of recommendation	<input type="text"/>	<input type="text" value="2"/>	<input type="text"/>	<input type="text"/>
Minimum high school GPA (on 4.0 scale)	<input type="text"/>	<input type="text"/>	<input type="text"/>	<input type="text"/>
Other requirements	<input type="text" value="X"/>	<input type="text"/>	<input type="text"/>	<div>counselor recommendation</div> <input type="text"/>

Q91. AD-6: Give the application fee for your institution. [CDS C13]

Q92. Application Deadlines and Notification Dates

AD-7: Indicate your institution's deadlines for accepting applications and dates for notifying applicants of acceptance or rejection for each applicable category below.

	Application Closing Date	Application Closing Date		Notification Date	Notification Date	
	MONTH	DAY		MONTH	DAY	
			Continuous			Continuous

Fall freshman [CDS C14 & C16]	1 ▼	15 ▼		4 ▼	1 ▼	
Out-of-State Fall freshmen	▼	▼		▼	▼	
Early Decision Plan [CDS C21]	11 ▼	15 ▼		12 ▼	15 ▼	
Other Early Decision Plan [CDS C21]	1 ▼	15 ▼		2 ▼	1 ▼	
Early Action [CDS C22]	▼	▼		▼	▼	
Transfer [CDS D9]	4 ▼	1 ▼		5 ▼	15 ▼	

Q93. Admission Policies

AD-8: Indicate your high school completion requirement for entering students: [CDS C3]

- ☒ 1. High school diploma is required and GED is accepted
- ☐ 2. High school diploma is required and GED is not accepted
- ☐ 3. High school diploma or equivalent is not required

Q94. AD-9: If your high school completion requirement is different for a particular program or group of students, indicate which requirement (1, 2, or 3 above) applies and specify the program or group:

Requirement


Program or group

Q95. AD-10: Choose yes or no for each of the following in accordance with your institution's admissions policies.

	Yes	No	n/a
Early Admission [CDS C19]	<input checked="" type="radio"/>	<input type="radio"/>	<input type="radio"/>
Deferred Admission [CDS C18]	<input checked="" type="radio"/>	<input type="radio"/>	<input type="radio"/>
International Baccalaureate accepted	<input checked="" type="radio"/>	<input type="radio"/>	<input type="radio"/>
Open Admission [CDS C6]	<input type="radio"/>	<input checked="" type="radio"/>	<input type="radio"/>
Preferential Admission	<input type="radio"/>	<input checked="" type="radio"/>	<input type="radio"/>

Q96. AD-11: If your institution has an open admissions policy that applies only to certain programs or student groups, please describe: [CDS C6]

Q97. AD-12: If your institution has a preferential admission policy please indicate which group(s) are given preference:

 A preferential admission policy gives first or special consideration to qualified students in certain geographical, religious, or other groups based on institutional support or control.

Q98. Entrance Exams

AD-13: Does your institution make use of SAT, ACT, SAT Subject Test, or other standardized test scores in admission decisions for first-time, first-year applicants? (CDS C8A]

- ☒ Yes
- ☐ No
- ☐ N/A

Q99. AD-13A: Place check marks in the appropriate boxes below to reflect your institution's policies for use in admission for **Fall 2022**: [CDS C8A]

	Require	Recommend	Require for Some	Consider if Submitted	Not Used
SAT Only	<input type="checkbox"/>	<input type="checkbox"/>	<input type="checkbox"/>	<input type="checkbox"/>	<input type="checkbox"/>
ACT Only	<input type="checkbox"/>	<input type="checkbox"/>	<input type="checkbox"/>	<input type="checkbox"/>	<input type="checkbox"/>
SAT or ACT	<input checked="" type="checkbox"/>	<input type="checkbox"/>	<input type="checkbox"/>	<input type="checkbox"/>	<input type="checkbox"/>
SAT and SAT Subject Tests or ACT	<input type="checkbox"/>	<input type="checkbox"/>	<input type="checkbox"/>	<input type="checkbox"/>	<input type="checkbox"/>
SAT Subject Tests	<input type="checkbox"/>	<input type="checkbox"/>	<input type="checkbox"/>	<input type="checkbox"/>	<input type="checkbox"/>
Other					
<div></div>	<input type="checkbox"/>	<input type="checkbox"/>	<input type="checkbox"/>	<input type="checkbox"/>	<input type="checkbox"/>

Q101. AD-13B: Check here if your institution has an official Test-Optional Admission Policy but makes use of SAT, ACT, SAT Subject Tests, or other standardized test scores in admission decisions for first-time, first-year applicants who choose to submit them.

☐ Institution has a Test-Optional Admission Policy

Q102. AD-13C: If your institution will make use of the ACT in admission decisions for first-time, first-year, degree-seeking applicants for **Fall 2022**, please indicate which ONE of the following applies: [CDS C8B]

- ☐ ACT with writing required
- ☐ ACT with writing recommended
- ☒ ACT with or without writing accepted
- ☐ N/A

Q103. AD-13D: If your institution will make use of the SAT in admission decisions for first-time, first-year, degree-seeking applicants for **Fall 2022** please indicate which ONE of the following applies: [CDS C8B]

- ☐ SAT with Essay component required
- ☐ SAT with Essay component recommended
- ☒ SAT with or without Essay component accepted
- ☐ N/A

Q104. AD-13E: Please select all that apply for how your institution will use the SAT or ACT essay component. [CDS C8C]

	SAT essay	ACT essay
For admission	<input type="checkbox"/>	<input type="checkbox"/>
For placement	<input type="checkbox"/>	<input type="checkbox"/>
For advising	<input type="checkbox"/>	<input type="checkbox"/>
In place of an application essay	<input type="checkbox"/>	<input type="checkbox"/>
As a validity check on the application process	<input type="checkbox"/>	<input type="checkbox"/>
No college policy as of now	<input type="checkbox"/>	<input type="checkbox"/>
Not using essay component	<input checked="" type="checkbox"/>	<input checked="" type="checkbox"/>

Q105. AD-13F: Of the freshmen who enrolled in Fall 2020 who submitted SAT and ACT scores, what percentage submitted: [CDS C9]


 Include information for all enrolled, degree-seeking, first-time, first-year (freshman) students who submitted scores.

Q106. **AD-13G: Entrance Exam Submission Deadlines [CDS C8E]**


	Month	Day
Latest date by which SAT or ACT scores must be received for fall-term admission	2 ▼	15 ▼
Latest date by which SAT Subject Test scores must be received for fall-term admission	2 ▼	15 ▼


Q107. **Entrance Exam Test Scores**

**AD-13H: If you require or recommend the SAT or ACT, write in the approximate percentages of your freshman (or entering) class who received SAT critical reading, mathematics, writing and/or ACT composite scores in each of the following intervals. [CDS C9]**

 Please convert Old SAT scores (2400 Scale) to New SAT scores (1600 Scale) using this [concordance table](#).

**If a student submitted multiple sets of scores for a single test, report this information according to how you use the data. For example:**

 If you consider the highest scores from either submission, use the highest combination of scores (e.g., verbal from one submission, math from the other).

 If you average the scores, use the average to report the scores.

	SAT					
	200-299	300-399	400-499	500-599	600-699	700-800
SAT Evidence-Based Reading and Writing	0	0	0	7	48	45
SAT Math	0	0	0	13	45	42

## Q184.

	SAT					
	400-599	600-799	800-999	1000-1199	1200-1399	1400-1600
SAT Composite						

## Q165.

	ACT					
	Below 6	6-11	12-17	18-23	24-29	30-36
ACT Composite	0	0	0	3	21	76
ACT English				4	18	78
ACT Math				6	54	40

Q166. **AD-13I: Provide the average test scores for all full-time and part-time first-year degree-seeking students enrolled in Fall 2020.**

	2020 enrolled first-year degree-seeking students
SAT Composite	
SAT Evidence-Based Reading and Writing	680
SAT Math	680
ACT Composite	32
ACT Math	29
ACT English	34

## Q167.

**AD-13J: For each assessment below, report the score that represents the 25th percentile and the 75th percentile score. [CDS C9]**

The 25th percentile is the score that 25 percent of students scored at or below; the 75th percentile score is the score that 25 percent of students scored at or above.

	25th Percentile	75th Percentile
SAT Composite	<input type="text"/>	<input type="text"/>
SAT Evidence-Based Reading and Writing	<input type="text" value="660"/>	<input type="text" value="730"/>
SAT Math	<input type="text" value="620"/>	<input type="text" value="730"/>
ACT Composite	<input type="text" value="30"/>	<input type="text" value="33"/>
ACT Math	<input type="text" value="27"/>	<input type="text" value="31"/>
ACT English	<input type="text" value="30"/>	<input type="text" value="35"/>

Q108. **Entrance Difficulty Level**

**AD-14: Listed below are five levels of entrance difficulty based on the percentage of applicants accepted, high school class rank, and standardized test scores.**

Refer to the instructions document for definitions and enter your assessments below.

	Most Difficult	Very Difficult	Moderately Difficult	Minimally Difficult	Non- competitive	N/A
Overall (for all or most)	<input checked="" type="radio"/>	<input type="radio"/>	<input type="radio"/>	<input type="radio"/>	<input type="radio"/>	<input type="radio"/>
Out-of-state (if different than overall)	<input type="radio"/>	<input type="radio"/>	<input type="radio"/>	<input type="radio"/>	<input type="radio"/>	<input type="radio"/>
Transfers	<input checked="" type="radio"/>	<input type="radio"/>	<input type="radio"/>	<input type="radio"/>	<input type="radio"/>	<input type="radio"/>
Specific group or program:						
<div></div>	<input type="radio"/>	<input type="radio"/>	<input type="radio"/>	<input type="radio"/>	<input type="radio"/>	<input type="radio"/>

Q111. **AD-15: Relative importance of each of the following academic and nonacademic factors in your first-time, first-year, degree-seeking (freshman) admission decisions [CDS C7].**

**Academic**

	Very Important	Important	Considered	Not Considered	Not applicable
Rigor of secondary school record	<input checked="" type="radio"/>	<input type="radio"/>	<input type="radio"/>	<input type="radio"/>	<input type="radio"/>
Class rank	<input type="radio"/>	<input checked="" type="radio"/>	<input type="radio"/>	<input type="radio"/>	<input type="radio"/>
Academic GPA	<input checked="" type="radio"/>	<input type="radio"/>	<input type="radio"/>	<input type="radio"/>	<input type="radio"/>
Standardized test scores	<input type="radio"/>	<input checked="" type="radio"/>	<input type="radio"/>	<input type="radio"/>	<input type="radio"/>
Application essay	<input checked="" type="radio"/>	<input type="radio"/>	<input type="radio"/>	<input type="radio"/>	<input type="radio"/>
Recommendation	<input checked="" type="radio"/>	<input type="radio"/>	<input type="radio"/>	<input type="radio"/>	<input type="radio"/>

Q112. **Non-academic**

	Very Important	Important	Considered	Not Considered	Not Applicable
Interview	<input type="radio"/>	<input checked="" type="radio"/>	<input type="radio"/>	<input type="radio"/>	<input type="radio"/>
Extracurricular activities	<input type="radio"/>	<input checked="" type="radio"/>	<input type="radio"/>	<input type="radio"/>	<input type="radio"/>
Talent/ability	<input type="radio"/>	<input checked="" type="radio"/>	<input type="radio"/>	<input type="radio"/>	<input type="radio"/>
Character/personal qualities	<input checked="" type="radio"/>	<input type="radio"/>	<input type="radio"/>	<input type="radio"/>	<input type="radio"/>
First generation	<input type="radio"/>	<input type="radio"/>	<input checked="" type="radio"/>	<input type="radio"/>	<input type="radio"/>
Alumni/ae relation	<input type="radio"/>	<input type="radio"/>	<input checked="" type="radio"/>	<input type="radio"/>	<input type="radio"/>
Geographical residence	<input type="radio"/>	<input type="radio"/>	<input checked="" type="radio"/>	<input type="radio"/>	<input type="radio"/>
State residency	<input type="radio"/>	<input type="radio"/>	<input checked="" type="radio"/>	<input type="radio"/>	<input type="radio"/>
Religious affiliation/commitment	<input type="radio"/>	<input type="radio"/>	<input type="radio"/>	<input type="radio"/>	<input type="radio"/>
Racial/ethnic status	<input type="radio"/>	<input type="radio"/>	<input checked="" type="radio"/>	<input type="radio"/>	<input type="radio"/>
Volunteer work	<input type="radio"/>	<input type="radio"/>	<input checked="" type="radio"/>	<input type="radio"/>	<input type="radio"/>
Work experience	<input type="radio"/>	<input type="radio"/>	<input checked="" type="radio"/>	<input type="radio"/>	<input type="radio"/>
Level of applicant's interest	<input type="radio"/>	<input checked="" type="radio"/>	<input type="radio"/>	<input type="radio"/>	<input type="radio"/>

Q113. Applications, Viewbooks, and Videos

AD-16: Does your admission office accept Electronic applications?

Yes No n/a

☒☐☐

Q114. AD-17: Which of the following is available to prospective students through your admission office?

	Yes	No	n/a
Admission video	<input checked="" type="radio"/>	<input type="radio"/>	<input type="radio"/>
Electronic viewbook	<input checked="" type="radio"/>	<input type="radio"/>	<input type="radio"/>

Q115. Transfer Admission

AD-18: Indicate terms for which transfers may enroll [CDS D3].

Fall Winter Spring Summer

☒☐☒☐

Q116.

	Number	Unit
AD-18A: Minimum number of credits or courses that transfers must complete at your institution to earn a <b>bachelor's</b> degree [CDS D16]:	<input type="text" value="8"/>	<input type="text" value="unit"/>
AD-18B: Minimum number of credits or courses that transfers must complete at your institution to earn an <b>associate</b> degree [CDS D15]:	<input type="text"/>	<input type="text" value="unit"/>

Q117. Transfer of credit/advanced standing policies

AD-19: Does your institution generally accept credits in transfer from other accredited institutions? [CDS D1]

Yes No n/a

☒☐☐

Q118. AD-20: Does your institution accept ACE recommendations for credit? [CDS D18]

Yes No n/a

☐☒☐

Q119. AD-21: Does your institution accept: [CDS D18]

- ☐ CLEP subject
- ☐ DANTES/DSST
- ☐ UExcel/Excelsior College Exams
- ☐ CLEP general
- ☐ Life Long Learning

Q120.

AD-22A: Please indicate the age limit (in years) for completed credits/courses to be transferred to your institution:

AD-22B: Check here if no age limit exists for completed credits/courses to be transferred to your institution.

☒

Q121. **ACADEMICS**

**Faculty.**

**AC-1: Give the number of full-time and part-time faculty members teaching at your institution, or give the total if a breakdown is not available. Do not use FTE figures. [CDS I-1]**

	Full-Time	Part-Time	Total
Total number of instructional faculty	174	41	215
Total number who are women	81	21	102
Total number who are men	93	20	113
Total number with doctorate or other terminal degree	156	31	187

Q122. **Student to Faculty Ratio**

**AC-2: Report the Fall 2020 ratio of full-time equivalent students (full-time plus 1/3 part-time) to full-time equivalent instructional faculty (full-time plus 1/3 part-time). [CDS I-2]**


*In the ratio calculations, exclude both faculty and students in stand-alone graduate programs or professional programs such as medicine, law, veterinary, dentistry, social work, business, or public health in which faculty teach virtually only graduate level students.*

*Do not count undergraduate or graduate student teaching assistants as faculty.*

	Students	Faculty
Fall 2020 Student to Faculty ratio:	9	:1
Based on (counts):	1611	188

Q123. **Special Programs**

**AC-3: If your institution offers off-campus study, give the name of the consortium, exchange program, or institution(s) involved. Give specific branch locations of institutions where appropriate.**

 Off-campus study is formal arrangement with one or more *domestic* institutions under which your students may take courses at the other institution(s) for credit

Q124. **AC-4: Please identify whether the following programs, academic services, and special opportunities are offered at your institution.**

	Yes	No	N/A
Academic remediation	<input type="radio"/>	<input checked="" type="radio"/>	<input type="radio"/>
Accelerated degree program [CDS E1]	<input checked="" type="radio"/>	<input type="radio"/>	<input type="radio"/>
Advanced placement credit	<input checked="" type="radio"/>	<input type="radio"/>	<input type="radio"/>
Cooperative (work-study) program [CDS E1]	<input type="radio"/>	<input checked="" type="radio"/>	<input type="radio"/>
Distance learning [CDS E1]	<input type="radio"/>	<input checked="" type="radio"/>	<input type="radio"/>
Double-major [CDS E1]	<input checked="" type="radio"/>	<input type="radio"/>	<input type="radio"/>
English as a Second Language [CDS E1]	<input type="radio"/>	<input checked="" type="radio"/>	<input type="radio"/>
Freshman Honors College	<input type="radio"/>	<input checked="" type="radio"/>	<input type="radio"/>
Honors program [CDS E1]	<input checked="" type="radio"/>	<input type="radio"/>	<input type="radio"/>
Independent study [CDS E1]	<input checked="" type="radio"/>	<input type="radio"/>	<input type="radio"/>
Internship program [CDS E1]	<input checked="" type="radio"/>	<input type="radio"/>	<input type="radio"/>
Learning disabilities services	<input checked="" type="radio"/>	<input type="radio"/>	<input type="radio"/>
Off-campus study	<input checked="" type="radio"/>	<input type="radio"/>	<input type="radio"/>
Study Abroad [CDS E1]	<input checked="" type="radio"/>	<input type="radio"/>	<input type="radio"/>
Student-designed majors [CDS E1]	<input checked="" type="radio"/>	<input type="radio"/>	<input type="radio"/>
Summer session for credit	<input type="radio"/>	<input checked="" type="radio"/>	<input type="radio"/>

Q125. AC-5: Does your institution offer an Orientation Program before the start of fall classes to prepare new students for college life?

Yes No n/a

☒☐☐

Q126. AC-6: Check the appropriate box(es) to indicate what ROTC programs, if any, are available to your students. [CDS F3]

	On Campus	Available at a cooperating host institution	N/A
Army ROTC	<input type="radio"/>	<input type="radio"/>	<input type="radio"/>
Navy ROTC	<input type="radio"/>	<input type="radio"/>	<input type="radio"/>
Air Force ROTC	<input type="radio"/>	<input type="radio"/>	<input type="radio"/>


Q127. AC-7: What proportion of your degree programs are offered as an online option?

None Some All N/A

☒☐☐☐

Q128. Programs for Nontraditional Students

AC-8: Does your institution offer part-time undergraduate degree programs.

 For example, can a student earn a degree by attending class *exclusively* part-time?

Yes No N/A

☐☒☐

Q129. AC-9: Courses are offered for part-time students during:

Daytime Evenings Weekends Summer

☐☐☐☐

Q130. AC-10: Does your institution offer formal programs for those who have previously completed or withdrawn from a full-time school or college program?

Yes No N/A

☐☒☐

Q131. AC-11: Does your institution offer a program of study in which students earn credits towards a degree through independent study, college courses, proficiency examinations, and personal experience? [CDS E1]

External degree programs require minimal or no classroom attendance.

Yes No N/A

☐☒☐

Q132. AC-12: Graduation Requirements

	Yes	No	N/A
Does your institution have a core curriculum or university-wide distribution requirements that must be satisfied in order to graduate?	<input checked="" type="radio"/>	<input type="radio"/>	<input type="radio"/>
Is there a foreign language requirement for <i>all</i> students? [CDS E3]	<input checked="" type="radio"/>	<input type="radio"/>	<input type="radio"/>
Is there a math/science requirement for <i>all</i> students? [CDS E3]	<input checked="" type="radio"/>	<input type="radio"/>	<input type="radio"/>
Is there a computer requirement for <i>all</i> students? [CDS E3]	<input type="radio"/>	<input checked="" type="radio"/>	<input type="radio"/>
Is an internship required for <i>all</i> students?	<input type="radio"/>	<input checked="" type="radio"/>	<input type="radio"/>



If no, is an internship required for some majors only?

Is a senior project required for *all* students?

If no, is a senior project required for some majors only?

Is a senior project required for Honors Program students?

For institutions offering graduate work: May undergraduates take graduate courses for credit on your campus?

<input type="radio"/>	<input checked="" type="radio"/>	<input type="radio"/>
<input checked="" type="radio"/>	<input type="radio"/>	<input type="radio"/>
<input type="radio"/>	<input type="radio"/>	<input type="radio"/>
<input checked="" type="radio"/>	<input type="radio"/>	<input type="radio"/>
<input type="radio"/>	<input type="radio"/>	<input type="radio"/>

**Q133. AC-13: What is the minimum number of units (courses, credits, etc.) required to graduate with an associate degree?**

**Q134. AC-14: What is the minimum number of units (courses, credits, etc.) required to graduate with a bachelor's degree?**

**Q135. AC-15: Does your institution have a final year or final semester residency requirement?**

Yes No n/a

☒ ☐ ☐

**Q182. 3-2 Degree Program**

**AC-16: Does your institution offer a formal arrangement for three years of liberal arts study followed by two years in a professional program, resulting in two bachelor's degrees or a bachelor's and a master's degree?**

Yes No

☒ ☐


**Q136. AC-17: Check the appropriate box(es) below to indicate in what professional field(s) such a program is available to students at your institution.**


	Offered	Institution(s) where program is completed if not your own (cite branch locations where appropriate).
Business Administration	<input type="checkbox"/>	
Engineering	<input checked="" type="checkbox"/>	Washington University in St. Louis, Case Western Reserve University, Rensselaer Polytechnic Institute
Forestry	<input type="checkbox"/>	
Nursing	<input type="checkbox"/>	
Social Work	<input type="checkbox"/>	
Other (specify)	<input type="checkbox"/>	environmental science with Duke University, education with The Bank Street College of Education


**Q5. EXPENSES**

**TYPICAL UNDERGRADUATE FULL-TIME TUITION [CDS G1]**

List the typical tuition, required fees, and room and board for a full-time undergraduate student for the FULL 2021-2022 academic year.

 A full academic year refers to the period of time generally extending from September to June; usually equated to two semesters or trimesters, three quarters, or the period covered by a four-one-four plan.

 Required fees include only charges that all full-time students must pay that are not included in tuition (e.g., registration, health or activity fees).

 Do not include optional fees (e.g., parking, laboratory use). Expenses reported last year by your institution have been preprinted on the grids below.

**Q171. EX-0: If your institution's 2021-2022 academic year costs of attendance are not available at this time, provide the approximate date when your institution's final 2021-2022 costs of attendance will be available. [CDS G0]**

*This question was not displayed to the respondent.*

**Q14. EX-1: PRIVATE INSTITUTIONS [CDS G1]**

	2021-2022	2020-2021
Tuition for all undergraduate students	63060	60800

**Q15. EX-1: PUBLIC INSTITUTIONS [CDS G1]**

*This question was not displayed to the respondent.*

**Q20. EX-2: TYPICAL UNDERGRADUATE FULL-TIME REQUIRED FEES [CDS G1]**

	2021-2022	2020-2021
Full-Time (full academic year)	250	300

**Q21. EX-3: UNDERGRADUATE HOUSING [CDS G1]**

	2021-2022	2020-2021
Room and Board	13310	12830
Room Only	5500	5420

**Q21. EX-4: ESTIMATED EXPENSES [CDS G5]**

	2021-2022			2020-2021		
	Residents	Commuters living at home	Commuters Not Living at Home	Residents	Commuters Living at Home	Commuters Not Living at Home
Books and Supplies	199			1900		
Room Only						
Board Only						
Transportation	900			900		
Other	500			470		

**Q22. EX-5: If your institution charges an additional one-time required fee above and beyond the tuition, fees, and estimated expenses listed above, specify the amount:**

	2021-2022	2020-2021
One-time required fee		

**Q23. EX-6: If your institution charges a comprehensive fee (covering tuition, fees, room and board) please specify the fee: [CDS G1]**


	2021-2022	2020-2021

Q12. EX-7: If undergraduate charges are NOT provided in U.S. dollars, specify the applicable currency:

Q10. EX-8: Please provide the URL for your institution's net price calculator [CDS G0]

https://www.kenyon.edu/admissions-aid/financial-aid/cost-breakdown-by-semester/kenyon-net-price-calculator/

Q11. EX-9: Specify the typical number of units taken by a full-time undergraduate student in a FULL academic year.

 Units can include credits or courses, please specify which.

	2021-2022 Typical Number	2021-2022 Per	2020-2021 Typical Number	2020-2021 Per
Typical Number of Units	8	course ▾	8	course ▾

Q25. TYPICAL UNDERGRADUATE PART-TIME TUITION

List the typical per-unit charges paid by part-time students.

Q185. EX-10: PRIVATE INSTITUTIONS [CDS G6]

	2021-2022 Part-Time Tuition	2021-2022 Per	2020-2021	
			Part-Time Tuition	Per
Tuition for all part-time undergraduate students:		▾		

Q26. EX-10: PUBLIC INSTITUTIONS [CDS G6]

*This question was not displayed to the respondent.*

Q27. EX-11: Typical Required Fees for Part-Time Students

	2021-2022 Part-Time Fee	2021-2022 Per	2020-2021	
			Part-Time Fee	Per
Per-Credit Fees		▾		
Per-Term Fees		▾		

Q28. OTHER UNDERGRADUATE NON-RESIDENT EXPENSES

EX-12: If your institution offers reduced tuition and/or fees for nonresidents based on an agreement with other states, counties, or other regional arrangements, please specify the typical undergraduate full-time tuition and required fees:

	2021-2022	2020-2021
Full Time Tuition		
Mandatory Fees		

Q29. EX-13: Please list the geographic areas (e.g., states, counties, etc.) or participating institutions covered by this agreement as well as any special features that apply to this program:

	2021-2022	2020-2021

Q30. **TUITION AND FEES VARY ACCORDING TO:**

**EX-14:** Check the appropriate boxes below to indicate reasons for variance in full-time tuition, part-time tuition, and room and board:

	Full-Time	Part-Time	Both	N/A
Academic Program	<input type="radio"/>	<input type="radio"/>	<input type="radio"/>	<input type="radio"/>
Campus/Location	<input type="radio"/>	<input type="radio"/>	<input type="radio"/>	<input type="radio"/>
Class Time (day, evening, etc.)	<input type="radio"/>	<input type="radio"/>	<input type="radio"/>	<input type="radio"/>
Course/Credit Load	<input type="radio"/>	<input type="radio"/>	<input type="radio"/>	<input type="radio"/>
Course Level (100, 200, etc.)	<input type="radio"/>	<input type="radio"/>	<input type="radio"/>	<input type="radio"/>
Degree Level (Associate's, Bachelor's)	<input type="radio"/>	<input type="radio"/>	<input type="radio"/>	<input type="radio"/>
Reciprocity Agreements	<input type="radio"/>	<input type="radio"/>	<input checked="" type="radio"/>	<input type="radio"/>
Student Level (freshman, sophomore, etc.)	<input type="radio"/>	<input type="radio"/>	<input type="radio"/>	<input type="radio"/>

Q31. **EX-15: ROOM AND BOARD CHARGES VARY ACCORDING TO:**

- ☐ Board Plan Selected (i.e., 12-meal plan, 19-meal plan, etc.)
- ☐ Campus/Location
- ☐ Gender (i.e., different costs for men's/women's housing)
- ☒ Housing Facility Selected (i.e., dorm, apartment, etc.)
- ☒ Student Level (freshman, sophomore, etc.)

Q32. **EX-16:** Do you have a Guaranteed Tuition Plan whereby *all entering students within each class* will pay the same tuition throughout their entire term of enrollment (i.e., from entrance to graduation)?

Yes No N/A

☐ ☒ ☐

Q33. **EX-17:** Do you have a Tuition Prepayment Plan whereby a student can lock in the *current tuition rate* for the entire term of enrollment (from entrance to graduation) by paying the full amount in advance rather than year by year?

Yes No N/A

☐ ☒ ☐

Q34. **EX-18:** Check each of the following alternative payment plans offered to undergraduate students by your institution:

- Installments      Deferred Payments
- ☒                      ☐

Q35. **EX-19:** Check each of the following student groups for whom your institution provides full or partial waiver of undergraduate tuition:

- ☐ Minority Students                      ☒ Employees or Children of Employees
- ☐ Adult Students                          ☐ Children of Alumni
- ☐ Senior Citizens

Q139. **FACILITIES**

**FS-1:** Please provide the following information about your institution's libraries.

Main library name:

Olin Library

Number of other libraries on campus:

Q141.

	Physical	Digital/Electronic
Number of books:	<input type="text" value="466900"/>	<input type="text" value="1641993"/>
Number of databases:	<input type="text"/>	<input type="text" value="467"/>
Number of serial titles	<input type="text" value="1810"/>	<input type="text" value="87586"/>

Q142. FS-2: Number of weekly public service hours:

Q143. FS-3: Does the library have study areas open 24 hours a day, either 5 or 7 days a week?

Yes No N/A  
☐ ☒ ☐

Q144. FS-4: Does the library allow students to reserve study rooms?

Yes No N/A  
☒ ☐ ☐

Q145. FS-5: Provide the following information about your institution's computer facilities.

How many computers/terminals are available on campus for general student use?

How many ports are available on campus for general student use?

Q148. FS-6: Which of the following are accessible to students?

- ☒ Campus intranet
- ☒ Computer help desk
- ☒ Free student e-mail accounts
- ☒ Online (class) grades
- ☒ Online (class) registration
- ☒ Online (class) schedules
- ☒ Other--specify:

Q149. FS-7: Provide the following information about your institution's network.

	Yes	No	N/A
Is your institution equipped with a campuswide network?	<input checked="" type="radio"/>	<input type="radio"/>	<input type="radio"/>

Q150.

	Yes	No	N/A
Can this network be accessed from student residence rooms?	<input checked="" type="radio"/>	<input type="radio"/>	<input type="radio"/>
Can it be accessed from off campus (e.g., through a modem or telnet)?	<input checked="" type="radio"/>	<input type="radio"/>	<input type="radio"/>

**Q172. FS-8: What percentage of college owned or operated housing units that are wired for high speed Internet access:**

99

**Q152. FS-9: Is your institution equipped with a wireless campus network?**

Yes No N/A



**Q36. FS-10: Wireless service is available:**

☒ Throughout the entire campus

**Q153. FS-10A: Wireless service is only available in these areas:**

*This question was not displayed to the respondent.*

**Q154. FS-11: Is there at least one staffed computer lab on campus available to undergraduate students?**

Yes No N/A



**Q156. FS-11A: Is at least one staffed computer lab open 24 hours a day while school is in session?**

Yes No N/A



**Q157. FS-11B: How many days a week is it open while school is in session?**

7

**Q158. FS-11C: Does the staff provide training or assistance to undergraduates in the use of:**

☒ Computers

☐ Internet

☐ Software

**Q159. FS-12: Are enrolled undergraduate students required to have their own computer?**

Yes No N/A



**Q160. FS-13: Is a computer purchase or lease plan available through your institution?**

Yes No N/A



**Q161. FS-13A: Please check here if laptop computers are provided for all enrolled undergraduate students:**

☐ Laptop computers are provided for all enrolled undergraduate students.

**Q162. CAREER CENTER**

**FS-14: Indicate the number of full-time and part-time staff in your career center:**

Full-Time Staff	<input type="text" value="6"/>
Part-Time Staff	<input type="text" value="1"/>

Q136. FS-15: Check the appropriate boxes to indicate which of the following are available to undergraduates at your institution.

	All students	Full-Time Only	N/A
Individual career counseling/planning	<input checked="" type="radio"/>	<input type="radio"/>	<input type="radio"/>
Group career counseling/planning	<input checked="" type="radio"/>	<input type="radio"/>	<input type="radio"/>
Individual job placement	<input checked="" type="radio"/>	<input type="radio"/>	<input type="radio"/>
Employer recruitment on campus	<input checked="" type="radio"/>	<input type="radio"/>	<input type="radio"/>

Q137. FS-16: Indicate which services are available to students through the career center (check all that apply):

☒ Career/interest testing

☒ Resume preparation

☒ Career library

☒ Resume referral

☒ Job bank

☒ Interview workshops

☒ Job fairs

☒ Other  
online recruiting services, Kenyon Career Network

☒ Job interviews

Q138. FS-17: Provide the following information about your institution’s career placement services.

What percentage of the last graduating class was counseled by placement services last year?

Give the total number of organizations that recruited on your campus during the last academic year. ?

Of students graduating last year, what percentage had offers for full-time jobs within 6 months of graduation?

What was the average base annual starting salary of the students who were employed within 6 months of graduation?

Q142. FS-18: Does the career center offer a program whereby undergraduates can contact alumni for networking and mentoring purposes to facilitate job searches and career development?

Yes No N/A

☒ ☐ ☐

Q143. CAMPUS LIFE

Housing college-owned or operated housing available to undergraduates at your institution?  
CL-1: Is

Yes No n/a

☒ ☐ ☐

Q144. CL-2: Is campus housing (check all that apply):

Campus-owned

☒

Leased by the school

☐

Provided by a third party

☐

Q145. CL-3: Provide the following information about your students and housing.

How many students is your undergraduate college housing designed to accommodate?

How many of your undergraduates are living in college housing during the current academic year?

918

Provide the percent of undergraduate students remaining on campus during a typical weekend.

99

Provide the percent of full-time undergraduate students who live off-campus or commute. [CDS F1]

43

Provide the percentage of undergraduate students who live in college owned, operated, or affiliated housing. [CDS F1]

57

Q146. CL-4: Check the phrase that best describes your institution's policy toward freshman applicants for college housing:

- ☐ No special consideration for freshman applicants.
- ☐ Freshman applicants given priority for college housing.
- ☒ Freshman applicants guaranteed college housing.
- ☐ N/A

Q148. CL-5: Are students ever required to live on campus?

Yes No n/a

☒ ☐ ☐

Q147. CL-5A: Students are required to live on campus:

- ☐ freshman year only
- ☐ through sophomore year
- ☐ through junior year
- ☒ through senior year
- ☐ N/A

Q149. CL-6: Indicate which housing options are offered by your institution (check all that apply): [CDS F4]

- ☒ Coed housing
- ☒ Special housing for students with disabilities
- ☒ Women-only housing
- ☐ Cooperative housing
- ☒ Men-only housing

Q151. CL-7: Are first-year (freshman) students permitted to register or park a car on campus?

Yes No n/a

☒ ☐ ☐

Q150. CL-8: Does your institution have the following student activities? [CDS F2]

	Yes	No	n/a
Student-run campus newspaper	<input checked="" type="radio"/>	<input type="radio"/>	<input type="radio"/>
Drama/theater group	<input checked="" type="radio"/>	<input type="radio"/>	<input type="radio"/>
Student-run radio station	<input checked="" type="radio"/>	<input type="radio"/>	<input type="radio"/>
Student-run television station	<input type="radio"/>	<input checked="" type="radio"/>	<input type="radio"/>
Marching band	<input type="radio"/>	<input checked="" type="radio"/>	<input type="radio"/>
Choral groups	<input checked="" type="radio"/>	<input type="radio"/>	<input type="radio"/>

Q152. CL-9: Does your institution provide any of the following student services?

	Yes	No	n/a
legal services (not pre-law advising)	<input type="radio"/>	<input checked="" type="radio"/>	<input type="radio"/>
a health clinic	<input checked="" type="radio"/>	<input type="radio"/>	<input type="radio"/>



personal/psychological counseling  
a women's center  
a veterans affairs office



Q153. CL-10: Does your institution have any of the following social organizations?

	Yes	No	n/a
national (Greek letter) fraternities	<input checked="" type="radio"/>	<input type="radio"/>	<input type="radio"/>
national (Greek letter) sororities	<input checked="" type="radio"/>	<input type="radio"/>	<input type="radio"/>
local fraternities	<input checked="" type="radio"/>	<input type="radio"/>	<input type="radio"/>
local sororities	<input checked="" type="radio"/>	<input type="radio"/>	<input type="radio"/>
Other (specify) <div></div>	<input checked="" type="radio"/>	<input type="radio"/>	<input type="radio"/>

Q154. CL-11: Roughly what percentages of eligible undergraduate men and women are members of these social organizations during the current academic year?

Men	<div>10</div>
Women	<div>8</div>

Q155. CL-12: How many student organizations and groups open to all does your institution have?

164

Q156. CL-13: List the five student organizations with the largest participation.

1.	<div>student advisory groups</div>
2.	<div>student radio station</div>
3.	<div>musical groups</div>
4.	<div>intramural sports and clubs</div>
5.	<div>outdoors club</div>

Q157. CL-14: Name up to three campus-wide annual events that the majority of students on campus participate in or attend.

1.	<div>Summer Send-off</div>
2.	<div>Activities Fair</div>
3.	<div>Founder&amp;apos;s Day</div>

Q158. CL-15: Indicate each security and safety measures that are available at your institution.

☒ 24-hour emergency telephone/alarm devices

☒ 24-hour patrols by trained security personnel

☒ Electronically-operated dormitory entrances (e.g., access only with key, security card)

☒ Student patrols

☒ Late night transport/escort service



☒ Other

Q183. **Athletics**

**AT-1: Check the appropriate box(es) to indicate whether your institution belongs to one or more of the following national athletic associations.**

National Collegiate Athletic Association (NCAA): Select the overall NCAA division in the drop-down box and specify by sport below.	National Association of Intercollegiate Athletics (NAIA)	National Christian College Athletic Association	National Junior College Athletic Association (NJCAA)	United States Collegiate Athletic Association (USCAA)	Canadian Interuniversity (CIS)
NCAA Division 3	<input type="checkbox"/>	<input type="checkbox"/>	<input type="checkbox"/>	<input type="checkbox"/>	<input type="checkbox"/>

Q161.  
**For each of the sports listed below that your institution offers, indicate whether each is available for men and/or women as an intramural and/or intercollegiate activity, and whether scholarships or grants-in-aid are offered in each intercollegiate sport.**

-  For club sports, select as appropriate under intramural or intercollegiate.
-  For each NCAA intercollegiate sport, select its classification in Division I, II, or III as appropriate for men and/or women. (For Division I football, indicate for I-A or I-B as appropriate.)

	Intramural Men	Intramural Women	Intercollegiate Men	Intercollegiate Women	Scholarship Men	Scholarship Women
Archery	m club	w club				
Badminton						
Baseball			m div3			
Basketball	men	women	m div3	w div3		
Bowling						
Cheerleading						
Crew						
Cross-country running			m div3	w div3		
Equestrian Sports			m club	w club		
Fencing	m club	w club				
Field Hockey				w div3		
Football			m div3			
Golf			m div3			
Gymnastics						
Ice Hockey						
Lacrosse			m div3	w div3		
Racquetball	men	women				
Riflery						
Rock climbing						
Rowing						
Rugby			m club	w club		
Sailing						
Sand volleyball						
Cross-country skiing						
Skiing						
Soccer	m club	w club	m div3	w div3		
Softball				w div3		
Squash			m club	w club		
Swimming/diving			m div3	w div3		
Table tennis						
Tennis	m club	w club	m div3	w div3		
Track and field			m div3	w div3		
Triathlon						
Ultimate Frisbee			m club	w club		
Volleyball	men	women		w div3		
Water polo						
Weight lifting						

Q163. **Contacts****Head of the Institution**

Social Title	Dr.
First Name	Sean
Middle Name	
Last Name	Decatur
Suffix	
Title	President
Phone Area Code	
Phone Number	
Phone Extension	
Fax Area Code	
Fax Number	
Fax Extension	
Email	president@kenyon.edu

Q173. **Chief Admissions Officer**

Social Title	Ms.
First Name	Diane
Middle Name	
Last Name	Anci
Suffix	
Title	Vice President of Enrollment Management and Dean of Admissions and Financial Aid
Phone Area Code	740
Phone Number	427-5776
Phone Extension	
Fax Area Code	740
Fax Number	427-5770
Fax Extension	
Email	admissions@kenyon.edu

Q186. **Freshman Application Contact**

Social Title	Ms.
First Name	Diane
Middle Name	
Last Name	Anci
Suffix	
Title	Vice President of Enrollment Management and Dean of Admissions and Financial Aid
Phone Area Code	740
Phone Number	427-5776
Phone Extension	

Fax Area Code	740
Fax Number	427-5770
Fax Extension	
Email	admissions@kenyon.edu
Address	Ransom Hall
City	Gambier
State	OH
Zip Code	43022
Country	USA

Q187. **Survey Contact** - The person who should be contacted with questions about this survey.

Social Title	Ms.
First Name	Erika
Middle Name	
Last Name	Farfan
Suffix	
Title	Director of Institutional Research
Phone Area Code	740
Phone Number	427-5571
Phone Extension	
Fax Area Code	740
Fax Number	427-5878
Fax Extension	
Email	farfane@kenyon.edu
Address	103 College Drive
City	Gambier
State	OH
Zip Code	43022
Country	USA

Q176. **Survey Respondent** - The person who is completing this survey.

Social Title	Ms.
First Name	Ann
Middle Name	
Last Name	Palcisco
Suffix	
Title	Associate Director of Institutional Research
Phone Area Code	740
Phone Number	427-5163
Phone Extension	
Fax Area Code	740
Fax Number	427-5878

Fax Extension

Email

palciscoa@kenyon.edu

Q164. **MJ - Majors**

To add a major, navigate to the first empty row, enter the CIP 2020 code, and select the appropriate offering level(s): Associate, Bachelor, or both.

To delete a major, check the adjacent box to the left in the "delete" column. To replace a major, delete the existing entry and add the replacement

CIPCODE as new - do not write over existing CIPCODEs or descriptions: such changes cannot be recorded.

See [this document](#) for a list of CIP Codes.

Delete	Description	CIP Code	Associate	Bachelor
<input type="checkbox"/>	American studies	05.0102	<input type="checkbox"/>	<input checked="" type="checkbox"/>
<input type="checkbox"/>	ancient/classical Greek	16.1202	<input type="checkbox"/>	<input checked="" type="checkbox"/>
<input type="checkbox"/>	anthropology	45.0201	<input type="checkbox"/>	<input checked="" type="checkbox"/>
<input type="checkbox"/>	art history, criticism and conservation	50.0703	<input type="checkbox"/>	<input checked="" type="checkbox"/>
<input type="checkbox"/>	Asian studies	05.0103	<input type="checkbox"/>	<input checked="" type="checkbox"/>
<input type="checkbox"/>	biochemistry	26.0202	<input type="checkbox"/>	<input checked="" type="checkbox"/>
<input type="checkbox"/>	biology/biological sciences	26.0101	<input type="checkbox"/>	<input checked="" type="checkbox"/>
<input type="checkbox"/>	chemistry	40.0501	<input type="checkbox"/>	<input checked="" type="checkbox"/>
<input type="checkbox"/>	classics and classical languages	16.1200	<input type="checkbox"/>	<input checked="" type="checkbox"/>
<input type="checkbox"/>	dance	50.0301	<input type="checkbox"/>	<input checked="" type="checkbox"/>
<input type="checkbox"/>	dramatic/theater arts	50.0501	<input type="checkbox"/>	<input checked="" type="checkbox"/>
<input type="checkbox"/>	economics	45.0601	<input type="checkbox"/>	<input checked="" type="checkbox"/>
<input type="checkbox"/>	English	23.0101	<input type="checkbox"/>	<input checked="" type="checkbox"/>
<input type="checkbox"/>	environmental studies	03.0103	<input type="checkbox"/>	<input checked="" type="checkbox"/>
<input type="checkbox"/>	film/cinema/video studies	50.0601	<input type="checkbox"/>	<input checked="" type="checkbox"/>
<input type="checkbox"/>	fine arts related	50.0799	<input type="checkbox"/>	<input checked="" type="checkbox"/>
<input type="checkbox"/>	fine/studio arts	50.0702	<input type="checkbox"/>	<input checked="" type="checkbox"/>
<input type="checkbox"/>	foreign languages and literatures	16.0101	<input type="checkbox"/>	<input checked="" type="checkbox"/>
<input type="checkbox"/>	French	16.0901	<input type="checkbox"/>	<input checked="" type="checkbox"/>



[illegible]

[illegible]



[illegible]

[illegible]

[illegible]

[illegible]

[illegible]

[illegible]

<input type="checkbox"/>			<input type="checkbox"/>	<input type="checkbox"/>
<input type="checkbox"/>			<input type="checkbox"/>	<input type="checkbox"/>
<input type="checkbox"/>			<input type="checkbox"/>	<input type="checkbox"/>
<input type="checkbox"/>			<input type="checkbox"/>	<input type="checkbox"/>
<input type="checkbox"/>			<input type="checkbox"/>	<input type="checkbox"/>
<input type="checkbox"/>			<input type="checkbox"/>	<input type="checkbox"/>

Q190.  
Please use the button on the right below to submit the survey. If you are not ready to submit, simply close your browser window. Your changes will be saved.

Q192. INTERNAL USE ONLY -

7034

Embedded Data

**Q\_R:** R\_4NSnZHylGPRVvae  
**MainInstCtrl:** PN  
**MainFuncType:** 4YEAR  
**DegBach:** X  
**routerID:** SV\_dbyP7bW6amPFuQt  
**statusUpdateID:** SV\_3KtHD0kCjE6gDpX  
**debug:** true  
**mytoken:** +3DcK5sM/mcHAY+y83mhzQhY6r8ExyQ0eLFarlapg4mSPnD6Q9TKhpw6co4RCqf9h24l3aRBdl3Q55XaPsg50kHznLMYKAtamf+/quUPBRt4arWK8l9RKakJv+CF4Jib+X0P/5M0nwFNjuhdsTtMGg1aqTJHA7DMOAQp  
**contactID:** MLRP\_55fjsB3NTPQM7Gu  
**RecipientID:** MLRP\_55fjsB3NTPQM7Gu  
**TotalMaleFTUndergrads:** {Invalid Expression}  
**Q\_URL:** https://surveys.petersonssurveys.com/jfe/form/SV\_3sKJ9aCH6bG53Ex?  
Q\_R=R\_4NSnZHylGPRVvae&contactID=MLRP\_55fjsB3NTPQM7Gu&ssotoken=k9GC5ymjXflSieg1esjNyT96tmxz2AXlkbOq8UiPeLw3o23nj5arzMQWVOG9JeXaHHPzVWNR5BfKlleIV+bYgD5hPAZ+KmQyr5nA7lnJv3lg9Kwtqn

Location Data

**Location:** (40.053497314453, -83.018699645996)  
**Source:** GeoIP Estimation

