

Results from the Class of 2012 One Year Out Survey

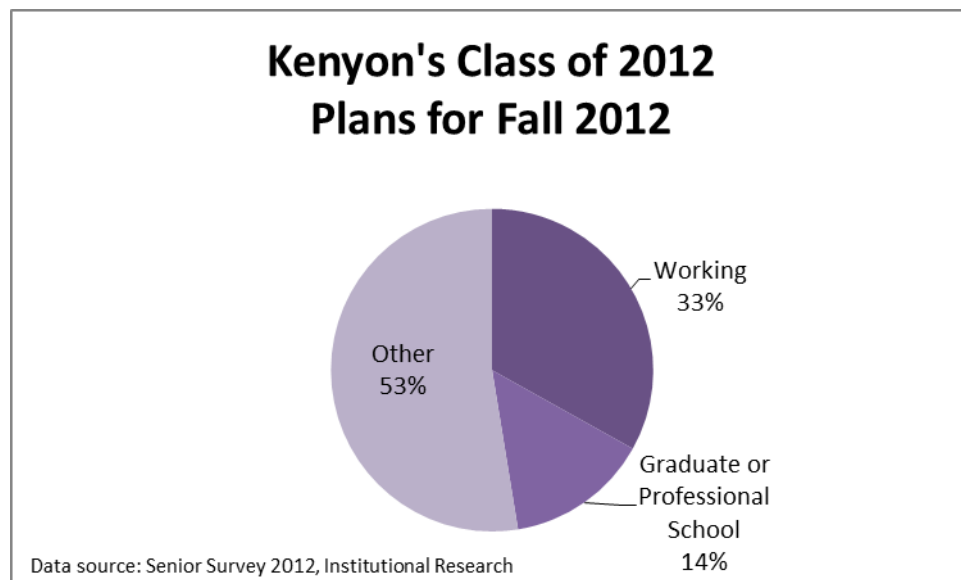
Employment

To understand the lives of young alumni, Kenyon has implemented both a Senior Survey and One Year Out Survey that focus on the plans and experiences of Kenyon students immediately after graduation and through the following spring. The Class of 2012 is the first graduating class to receive both surveys and they offer us a glimpse into how our very youngest alumni are progressing and how they view Kenyon and its effect on their lives. The responses indicate that:

- The vast majority of the class is employed, in graduate school, or pursuing other endeavors of their choice like traveling.
- Only 3% indicated that they are looking for employment and several indicated that this was related to their desire to relocate or try another position.
- The majority of respondents felt that Kenyon effectively prepared them for their current pursuits.

Senior Plans of the Class of 2012

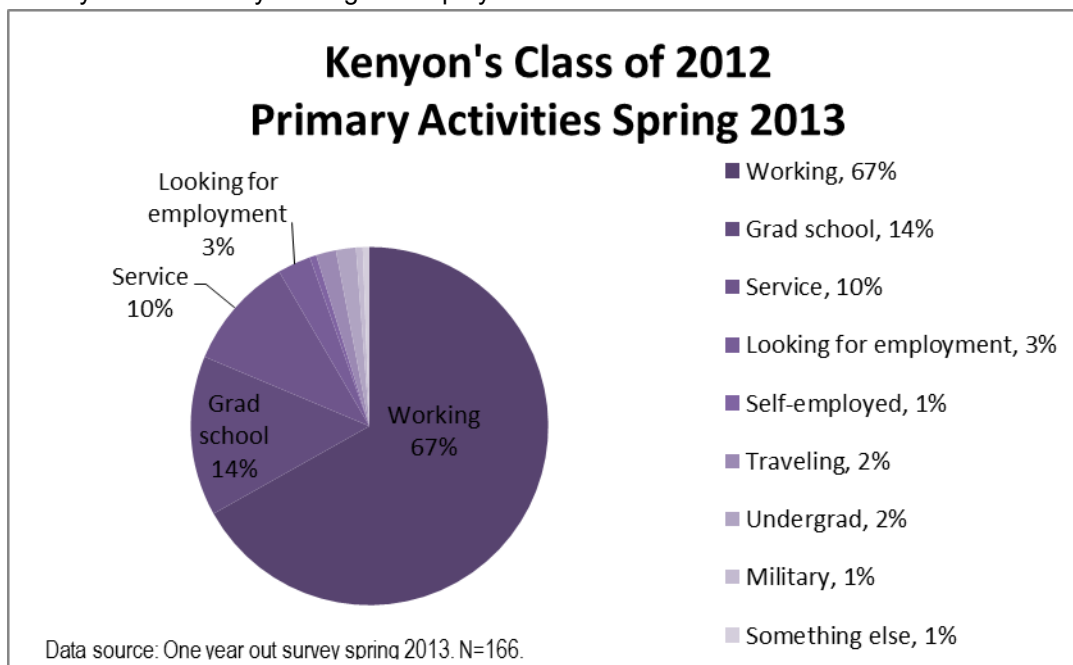
Seniors in the Class of 2012 were surveyed from March through May of 2012 about their plans for the fall after graduation. Of the 405 seniors surveyed, 272 responded for an overall response rate of 67%. Of the 67% of graduating seniors responding to the Senior Survey, 33% had accepted a job and indicated that they would be working in the fall of 2012, 14% would be going directly to graduate or professional school, and 53% would be doing something else such as volunteering, looking for employment, or traveling.



What will you be doing this fall?	Count of Students	Percent of Respondents (not entire senior class)
Working	90	33%
Graduate or Professional School	39	14%
Other	143	53%
Total	272	1

Status in the Spring of 2013

The Class of 2012 was invited to respond to a “one year out” survey regarding their current pursuits in late May and early June 2013.¹ The response rate was 49% (166 of 337 invitees.) Of the 166 who responded, 67% indicated that they were currently employed while 14% were in graduate or professional school. Only 3% indicated that they were currently looking for employment.



How would you best describe your current primary activity? (Choose one that best describes your main activity.)	Count of Respondents	Percent of Respondents
Employed, full-time, part-time or in multiple jobs	111	67%
Attending graduate or professional school, full- or part-time	24	14%
Public or international/national service (e.g. Peace Corp, Teach for America)	17	10%
Actively looking for employment	5	3%
Starting a business/self-employed	1	1%
Traveling	3	2%
Attending undergraduate school, full- or part-time	3	2%
Serving in the armed forces	1	1%
Something else not listed here	1	1%
Total	166	100%

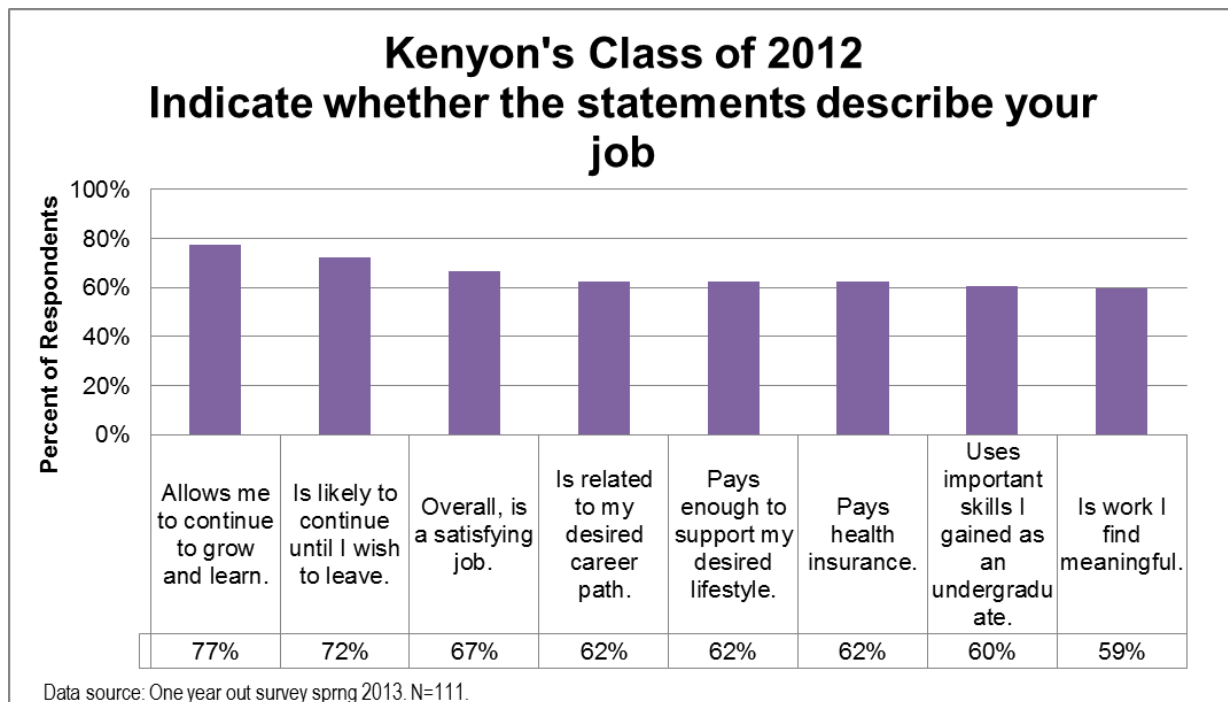
¹ Alums who had been invited to participate in other surveys already this year were excluded from participation, as were those for whom we did not have a valid email address.

Employment

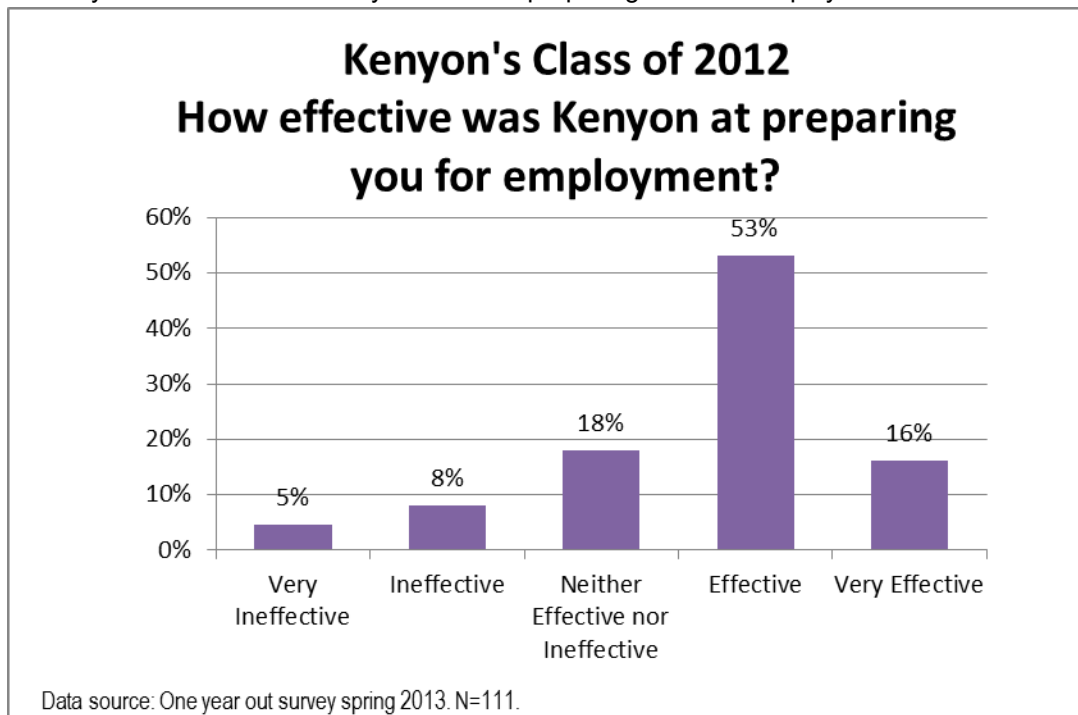
Of the Class of 2012 respondents who indicated that they were employed, about half indicated that they found their first job during the first six months after graduating from Kenyon. The 46 respondents who indicated that they were employed at the time of graduation represent about 41% of the respondents and a much larger figure than the 33% of senior respondents who indicated that they had secured employment at graduation last spring.

At what point did you secure your first paying job after graduating from Kenyon?	Count of Respondents	Percent of Respondents
While enrolled as an undergraduate.	46	41%
During the first six months after graduation.	55	50%
More than six months after graduation.	10	9%
Total	111	100%

In addition to having secured any job, most of the respondents indicated that their positions had values that we associate with a “good” job such as allowing for further growth or being related to a desired career path. Unfortunately, the Class of 2012 alums were least likely to indicate that their positions included work that they find meaningful. These are important data points to monitor and compare with the responses of older alumni (5 and 10 year out classes) who are asked the same questions. We suspect that the responses to these statements will give us insights into how our alumni grow throughout their career paths.

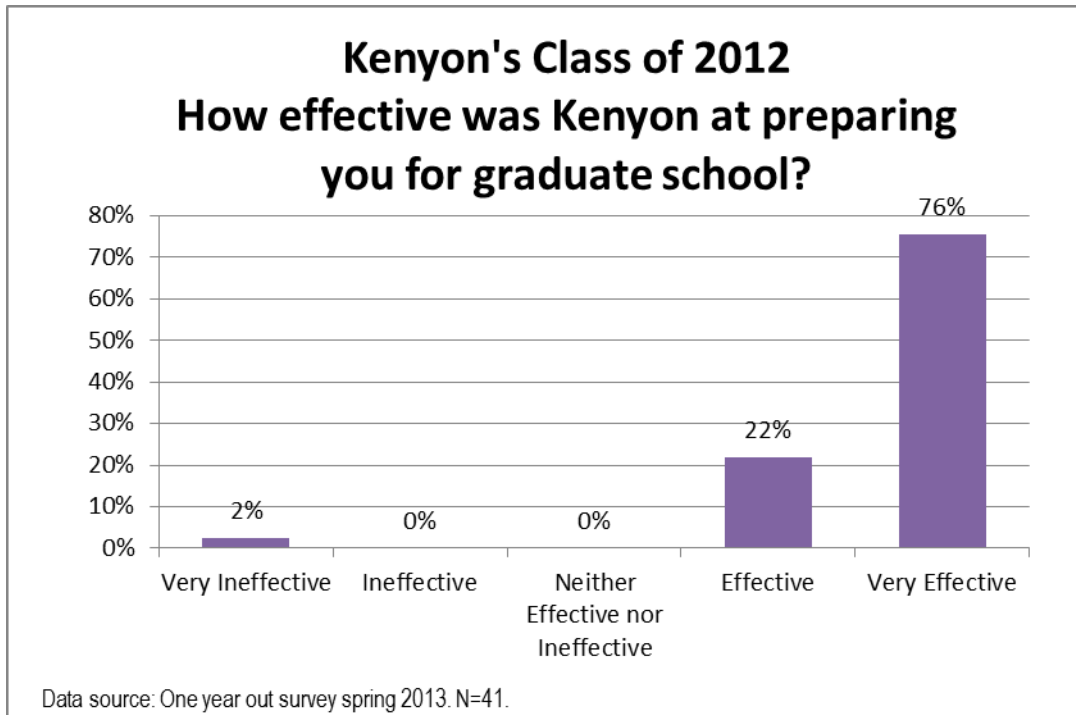


In addition to questions about job quality, respondents who were employed at the time of the survey were also asked to generally describe how well Kenyon did at preparing them for employment. The majority, 69%, indicated that Kenyon was effective or very effective at preparing them for employment.

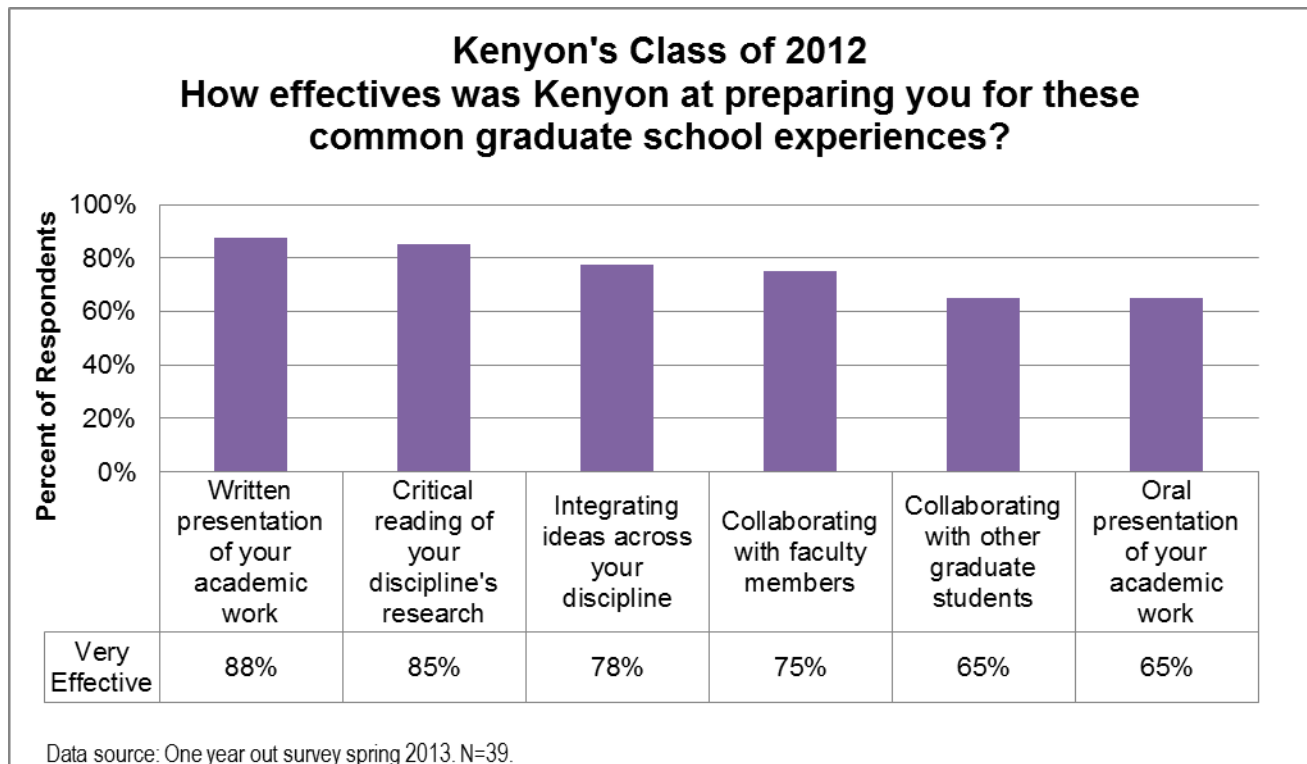


Graduate and Professional School

Twenty-four alums, or 14% of the respondents indicated that graduate school was their primary activity. This figure exactly matches the percent of students who had plans for graduate school at the time of the graduation, though the respondent pool for each survey was slightly different. Respondents who indicated that their primary activity was graduate school were asked a similar question as employed respondents about how well Kenyon had prepared them for their current pursuits. Ninety-eight percent of respondents in graduate school said that Kenyon was either effective or very effective at preparing them.



Respondents were asked to elaborate on the extent to which Kenyon prepared them for specific graduate school experiences. These statements closely mirror questions that Kenyon asks alumni during external departmental review surveys. Perhaps not surprisingly, respondents most frequently indicated that they were very effectively prepared for writing (88%) and critical reading of academic work (85%). Collaborating with other students and oral presentation of academic work were the areas in which respondents were least likely to indicate that they felt very effectively prepared, however a strong majority of respondents (65%) still felt they were very effectively prepared for both these experience.



Though 14% of respondents are currently enrolled in the graduate or professional school, 60% of respondents indicated that they hope to pursue a master's degree and 18% of respondents hope to pursue a Ph.D. in the future. When asked to elaborate on these plans, a small group indicated that they had been admitted and were enrolled to begin graduate school in Fall 2013 but the majority indicated that they were looking to return to school in the next one to three years.

Conclusions

Our responding Class of 2012 alumni indicated that they felt generally prepared for their next stage in life. This sentiment is supported by their success in finding initial employment or placement in graduate school, though alumni who went straight to graduate school indicated that that they felt more effectively prepared by Kenyon than did alumni who were employed. Respondents also indicated that both senior year and the six months following graduation are equally important periods of transition with almost half of the employed respondents gaining their employment in each period. This may have important implications for how seniors and the Kenyon administration view the alum's early career transitions.