

The Higher Learning Commission

Kenyon College : Annual Institutional Data Update (AIDU) System

Review NFI Report

2009 Annual Institutional Data Update

Institution	
Name	Kenyon College
Address	106 College-Park Street, Ransom Hall
City	Gambier
State	OH
Postal Code	43022-9623
Phone	740-427-5000
Fax	740-427-2335
Website	http://www.kenyon.edu
Associations	American Council on Education Association of American Colleges and Universities Association of Governing Boards Council of Independent Colleges National Association of Independent Colleges and Universities State Association of Independent Colleges and Universities

Contact Information										
✓	Contact Type	Name	Title	Address	City	State	Postal Code	Phone	Fax	Email
	Chief Executive Officer	Dr. S. Georgia Nugent	President	Ransom Hall 24	Gambier	OH	43022-9623	740-427-5111	740-427-2335	nugent@kenyon.edu
	Chief Academic Officer	Nayef Samhat	Provost	106 College-Park Street, Ransom Hall	Gambier	OH	43022-9623	740-427-5114	740-427-5870	samhatn@kenyon.edu
	Chief Financial Officer	Mr. Joseph G. Nelson	Vice President for Finance	209 Chase Avenue	Gambier	OH	43022-9623	740-427-5172	740-427-5651	nelson@kenyon.edu
	Data Update Coordinator	Ronald K. Griggs	Director of IS and Institutional Research	103 College Drive, Olin/Chalmers Libraries	Gambier	OH	43022-9623	740-427-5632	740-427-5824	griggs@kenyon.edu
	Accreditation Liaison	Laurie Finke	Prof. of Women's & Gender Studies; Self-Study Coordinator	207 O'Connor House	Gambier	OH	43022-9623	740-427-5829		finkel@kenyon.edu

Federal Compliance	
Student Identity	
Based on the Federal definitions, do you offer any distance education or correspondence courses?	No
Student Identity Process Exists?	
Current Methods Employed	
Do you re-verify student identity at exams or other evaluations?	
Process Implementation Timeframe	
Methods Under Consideration	
Other Methods	
Academic Calendar	
Academic Calendar	Semester
Sanction Agencies	
Has any accrediting agency (specialized, professional, or institutional) applied sanctions or withdrawn accreditation within the last year?	No
Sanction Agencies	
Refund Policy	
Does the institution have a formal student refund policy?	Yes

Student Headcount by Level				
✓ Type	2009	2008	2007	2006
Full-Time Undergraduate	1,618	1,636	1,653	1,630
Part-Time Undergraduate	15	8	10	17
Full-Time Graduate	0	0	0	0
Part-Time Graduate	0	0	0	0
Full-Time Post-Baccalaureate First Professional	✗	0	0	0
Part-Time Post-Baccalaureate First Professional	✗	0	0	0

Student Headcount by Category				
✓ Type	2009	2008	2007	2006
Certificate-Seeking Undergraduate	0	0	0	0
Degree-Seeking Undergraduate	1,616	1,635	1,653	1,631
Post-Baccalaureate Certificate Seeking	0	0	0	0
Post-Baccalaureate Degree-Seeking	0	0	0	0

Total Entering Undergraduate Headcount				
✓ Type	2009	2008	2007	2006
Full-Time Entering	469	462	468	458
Part-Time Entering	0	0	0	1


Institutional Headcount				
✓ Type	2009	2008	2007	2006
Full-Time Faculty	156	159	152	153
Part-Time Faculty	21	13	38	29
Full-Time Administration	185	187	181	176
Part-Time Administration	30	28	27	24
Full-Time Staff	164	168	164	170
Part-Time Staff	118	79	67	70


Certificates & Degrees Awarded				
✓ Type	2009	2008	2007	2006
Certificates Awarded	0	0	0	0
Associate's Degrees Awarded	0	0	0	0
Bachelor's Degrees Awarded	386	429	410	404
Master's Degrees Awarded	0	0	0	0
Specialist's Degrees Awarded	0	0	0	0
Doctor's Degrees Awarded	0	0	0	0
Post-Baccalaureate First Professional Degrees Awarded	✗	0	0	0

Degree Programs				
✓ Type	2009	2008	2007	2006
Associate's Degree Programs	0	0	0	0
Bachelor's Degree Programs	31	31	31	31
Master's Degree Programs	0	0	0	0
Specialist's Degree Programs	0	0	0	0
Doctor's Degree Programs	0	0	0	0
Post-Baccalaureate First Professional Degree Programs	✗	0	0	0


Certificate Programs		
✓ Type	Current	Previous
Total number of certificates offered	0	0
Of the total number of certificates, how many are Title IV eligible?	0	0
This listing is provided for informational purposes only. The section lists Title IV eligible certificates, where the courses are not a subset of courses extracted from existing degree programs with 50% or more being courses specifically developed for the certificate program	None	

Off Campus Activities - Branch Campuses											
	Location	Name	Status	Opened	Closed	Address	City State Zip	Country	Prev HC	New HC	Edit Chg
None											


Off Campus Activities - Additional Locations										
	Location	Name	Status	Address	City	State	Country	Previous HC	New HC	Editorial
None										


Off Campus Activities - In State Course Locations		
 Type	Current	Previous
Number of Locations	0	0
Total Headcount of these Locations	0	0

Off Campus Activities - Out of State & Out of US Course Locations

	Location	Name	Status	Opened	Closed	Address	City State Zip	Country	Courses	Prev HC	New HC	Edit Chg
None												

Dual Enrollment		
✓ Type	Current	Previous
Total Dual Enrollment Student Headcount	0	0
Do any of your Dual Enrollment arrangements culminate in the granting of a degree while the student is still enrolled in High School?	No	No

Distance Education & Correspondence Programs				
Distance Education HC	None			
Correspondence Education HC	None			
 Name	Type	Modality	CIP	Program Level
None				

Contractual Arrangements & Consortia (Including Dual Degree)											
	Type	Entity	State	Country	CIP	Program Level	Percentage	Relationship	Accreditor	Effective Date	Headcount
None											

2010-03-22 09:38:31.000

Report Assistance: Lil Nakutis - Inakutis@hlcommission.org - 800-621-7440 x113
Technical Support: aidu@hlcommission.org
Contents ©2010 The Higher Learning Commission

Site Design